


QUARTERLY REPORT OF REVENUE AND OTHER RECEIPTS

As at the Quarter Ending September 30, 2022

Department : Department of National Defense (DND)
 Agency : Philippine Veterans Affairs Office (PVAO) - Proper
 Operating Unit : < not applicable >
 Organization Code (UACS) : 17 005 0000000
 Fund Cluster : 06 - Business Related Funds

Classification/Sources of Revenue and Other Receipts	UACS CODE	REVENUE TARGET (Annual) per BESF	Actual Revenue and Other Receipts Collections					Cumulative Remittance/Deposits to Date			Variance		Remarks
			1st Quarter Ending March 31	2nd Quarter Ending June 30	3rd Quarter Ending Sept. 30	4th Quarter Ending Dec. 31	Total	Remittance to BTr	Deposited with AGDB	TOTAL	Amount	%	
1	2	3	4	5	6	7	8=[(6+(-)7)-8+9]	9	10	11=(9+10)	12=(8-3)	13=(12/3)	14
Business Related Funds		8,000,000.00	2,244,125.88	8,081,881.84	4,589,037.26	0.00	14,915,044.98	0.00	14,897,004.98	14,897,004.98	6,915,044.98	86 %	
Revenue Collections		8,000,000.00	2,177,885.88	8,035,098.01	4,586,839.50	0.00	14,799,823.39	0.00	14,781,783.39	14,781,783.39	6,799,823.39	85 %	
Cash Revenue		8,000,000.00	2,177,885.88	8,035,098.01	4,586,839.50	0.00	14,799,823.39	0.00	14,781,783.39	14,781,783.39	6,799,823.39	85 %	
Non-Tax		8,000,000.00	2,177,885.88	8,035,098.01	4,586,839.50	0.00	14,799,823.39	0.00	14,781,783.39	14,781,783.39	6,799,823.39	85 %	
Other Service Income	4020199099	0.00	0.00	4,941,072.00	1,837,352.95	0.00	6,778,424.95	0.00	6,760,384.95	6,760,384.95	6,778,424.95	0 %	
Rent/Lease Income	4020205000	8,000,000.00	2,177,885.88	3,091,256.47	2,748,203.61	0.00	8,017,345.96	0.00	8,017,345.96	8,017,345.96	17,345.96	0 %	
Interest on NG Deposits	4020221001	0.00	0.00	2,769.54	1,282.94	0.00	4,052.48	0.00	4,052.48	4,052.48	4,052.48	0 %	
Non-Revenue Collections/Other Receipts		0.00	66,240.00	46,783.83	2,197.76	0.00	115,221.59	0.00	115,221.59	115,221.59	115,221.59	0 %	
Cash Receipts		0.00	66,240.00	46,783.83	2,197.76	0.00	115,221.59	0.00	115,221.59	115,221.59	115,221.59	0 %	
Non-Tax		0.00	66,240.00	46,783.83	2,197.76	0.00	115,221.59	0.00	115,221.59	115,221.59	115,221.59	0 %	
Others	4020221099	0.00	66,240.00	46,783.83	2,197.76	0.00	115,221.59	0.00	115,221.59	115,221.59	115,221.59	0 %	
TOTAL		8,000,000.00	2,244,125.88	8,081,881.84	4,589,037.26	0.00	14,915,044.98	0.00	14,897,004.98	14,897,004.98	6,915,044.98	86 %	


Certified Correct:

 GRACIA N. BACCAY
 Acting Chief, Accounting Section
 Date: 10/27/22 00:10 AM

Certified Correct:

 LAWRENCE BENEDICT V. BUENAÑO
 Acting Chief, Budget Section
 Date: 10/27/22 12:58 AM

Recommending Approval:

 JANDE S. FRANCISCO
 Chief, Planning and Management Division
 Date: 10/27/22 1:05 AM


Approved By:

 USEC. REYNALDO B. MAPAGU
 Administrator
 Date: 10/27/22 1:16 AM


QUARTERLY REPORT OF REVENUE AND OTHER RECEIPTS


As at the Quarter Ending September 30, 2022


Department : Department of National Defense (DND)
 Agency : Philippine Veterans Affairs Office (PVAO) - Proper
 Operating Unit : < not applicable >
 Organization Code (UACS) : 17 005 0000000
 Fund Cluster : 05 - Internally Generated Funds

Classification/Sources of Revenue and Other Receipts	UACS CODE	REVENUE TARGET (Annual) per BESF	Actual Revenue and Other Receipts Collections					Cumulative Remittance/Deposits to Date			Variance		Remarks
			1st Quarter Ending March 31	2nd Quarter Ending June 30	3rd Quarter Ending Sept. 30	4th Quarter Ending Dec. 31	Total	Remittance to BTr	Deposited with AGDB	TOTAL	Amount	%	
1	2	3	4	5	6	7	8=[(6+(-)7)-8+9]	9	10	11=(9+10)	12=(8-3)	13=(12/3)	14
Internally Generated Funds		1,015,000.00	279,519.51	324,824.38	361,972.02	0.00	966,315.91	696,394.73	138,991.19	835,385.92	(48,684.09)	-5 %	
Revenue Collections		1,015,000.00	224,153.84	204,332.07	206,122.65	0.00	634,608.56	495,617.37	138,991.19	634,608.56	(380,391.44)	-37 %	
Cash Revenue		1,015,000.00	224,153.84	204,332.07	206,122.65	0.00	634,608.56	495,617.37	138,991.19	634,608.56	(380,391.44)	-37 %	
Non-Tax		1,015,000.00	224,153.84	204,332.07	206,122.65	0.00	634,608.56	495,617.37	138,991.19	634,608.56	(380,391.44)	-37 %	
Other Service Income	4020199099	15,000.00	44,300.00	28,650.00	26,200.00	0.00	99,150.00	99,150.00	0.00	99,150.00	84,150.00	561 %	
Interest on NG Deposits	4020221001	1,000,000.00	179,853.84	175,682.07	162,622.65	0.00	518,158.56	379,167.37	138,991.19	518,158.56	(481,841.44)	-48 %	
Sale of Unserviceable Property	4060102000	0.00	0.00	0.00	17,300.00	0.00	17,300.00	17,300.00	0.00	17,300.00	17,300.00	0 %	
Non-Revenue Collections/Other Receipts		0.00	55,365.67	120,492.31	155,849.37	0.00	331,707.35	200,777.36	0.00	200,777.36	331,707.35	0 %	
Cash Receipts		0.00	10,410.44	105,385.79	93,581.13	0.00	209,377.36	200,777.36	0.00	200,777.36	209,377.36	0 %	
Non-Tax		0.00	0.00	0.00	0.00	0.00	0.00	0.00	0.00	0.00	0.00	0 %	
Interest on NG Deposits	4020221001	0.00	0.00	0.00	0.00	0.00	0.00	0.00	0.00	0.00	0.00	0 %	
Others		0.00	10,410.44	105,385.79	93,581.13	0.00	209,377.36	200,777.36	0.00	200,777.36	209,377.36	0 %	
Other Receivables	1030599000	0.00	10,410.44	105,385.79	93,581.13	0.00	209,377.36	200,777.36	0.00	200,777.36	209,377.36	0 %	
Non-Cash Receipts		0.00	44,955.23	15,106.52	62,268.24	0.00	122,329.99	0.00	0.00	0.00	122,329.99	0 %	
Others		0.00	0.00	0.00	0.00	0.00	0.00	0.00	0.00	0.00	0.00	0 %	
Other Receivables	1030599000	0.00	0.00	0.00	0.00	0.00	0.00	0.00	0.00	0.00	0.00	0 %	
Collections effected through outright deductions from claims		0.00	44,955.23	15,106.52	62,268.24	0.00	122,329.99	0.00	0.00	0.00	122,329.99	0 %	
Fines and Penalties - Business Income	4020223000	0.00	44,955.23	15,106.52	62,268.24	0.00	122,329.99	0.00	0.00	0.00	122,329.99	0 %	
TOTAL		1,015,000.00	279,519.51	324,824.38	361,972.02	0.00	966,315.91	696,394.73	138,991.19	835,385.92	(48,684.09)	-5 %	

Certified Correct:

 GRACIA N. BACAY
 Acting Chief, Accounting Section
 Date: 10/27/22 00:10 AM

Certified Correct:

 LAWRENCE BENEDICT V. BUENAFE
 Acting Chief, Budget Section
 Date: 10/27/22 12:58 AM


Recommending Approval:

 JANDE S. FRANCISCO
 Chief, Planning and Management Division
 Date: 10/27/22 1:05 AM

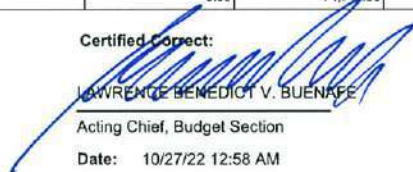
Approved By:

 USEC. REYNALDO B. MAPAGU
 Administrator
 Date: 10/27/22 1:16 AM

QUARTERLY REPORT OF REVENUE AND OTHER RECEIPTS
As at the Quarter Ending September 30, 2022

Department : Department of National Defense (DND)
 Agency : Philippine Veterans Affairs Office (PVAO) - Proper
 Operating Unit : < not applicable >
 Organization Code (UACS) : 17 005 0000000
 Fund Cluster : 07 - Trust Receipts


Classification/Sources of Revenue and Other Receipts	UACS CODE	REVENUE TARGET (Annual) per BESF	Actual Revenue and Other Receipts Collections					Cumulative Remittance/Deposits to Date			Variance		Remarks
			1st Quarter Ending March 31	2nd Quarter Ending June 30	3rd Quarter Ending Sept. 30	4th Quarter Ending Dec. 31	Total	Remittance to BTr	Deposited with AGDB	TOTAL	Amount	%	
1	2	3	4	5	6	7	8=[(6+(-)7)-8+9]	9	10	11=(9+10)	12=(8-3)	13=(12/3)	14
Trust Receipts		0.00	74,741.50	9,900.00	7,500.00	0.00	92,141.50	92,141.50	0.00	92,141.50	92,141.50	0%	
Other Trust Receipts Deposited with the National Treasury		0.00	74,741.50	9,900.00	7,500.00	0.00	92,141.50	92,141.50	0.00	92,141.50	92,141.50	0%	
Collections from BAC Activities		0.00	74,741.50	9,900.00	7,500.00	0.00	92,141.50	92,141.50	0.00	92,141.50	92,141.50	0%	
TOTAL		0.00	74,741.50	9,900.00	7,500.00	0.00	92,141.50	92,141.50	0.00	92,141.50	92,141.50	0%	

Certified Correct:

 GRACIA N. BACCAY
 Acting Chief, Accounting Section
 Date: 10/27/22 00:10 AM

Certified Correct:

 LAWRENCE BENEDICT V. BUENAFLORES
 Acting Chief, Budget Section
 Date: 10/27/22 12:58 AM

Recommending Approval:

 JANES S. FRANCISCO
 Chief, Planning and Management Division
 Date: 10/27/22 1:05 AM

Approved By:

 USEC. REYNALDO B. MAPAGU
 Administrator
 Date: 10/27/22 1:16 AM



ACTUAL QUARTERLY INCOME COLLECTION AND UTILIZATION
As of September 30, 2022

Office: VETERAN MEMORIAL & HISTORICAL DIVISION, PVAO

Particular	Acct Code	AMOUNT			
		Third Quarter			Beginning Bal. for the Qtr
		July	August	September	
Beginning Balance Cash LCCA		14,283,015.76	12,552,434.63	10,884,948.65	14,283,015.76
Add: Collections					
Interest earned (net of tax)				1,282.94	1,282.94
Adjustment		(463,231.40)			(463,231.40)
Mount Samat Shrine		738,558.59	385,223.75	323,200.61	1,446,982.95
Capas National Shrine		83,420.00	57,962.00	56,928.00	198,310.00
Kiangan Shrine		34,720.00	19,570.00	20,770.00	75,060.00
Ricarte National Shrine		37,000.00	41,000.00	39,000.00	117,000.00
PEFTOK		1,019,325.73	819,799.10	911,276.54	2,750,401.37
Total deposit this month		1,449,792.92	1,323,554.85	1,352,458.09	4,125,805.86
Total Cash Available for Utilization		15,732,808.68	13,875,989.48	12,237,406.74	18,408,821.62
Less: Actual Utilization					
Janitorial Services		604,334.52	39,459.03	-	643,793.55
Security Services		301,396.56	2,075.60	290,841.50	594,313.66
Utility Expenses		330,820.65	284,499.97	51,102.04	666,422.66
Procurement of Equipment - Motor Vehicles		1,943,822.32	2,665,006.23	144,621.43	4,753,449.98
Refund of Security Deposit					-
Other MOOE					-
Total Actual Utilization		3,180,374.05	2,991,040.83	486,564.97	6,657,979.85
Ending Balance		12,552,434.63	10,884,948.65	11,750,841.77	11,750,841.77

Prepared by


GRACIA N. BACCAY
AC, Accounting Section

Noted by:


AGÉRICO G AMAGNA III
Acting Chief, VMHD

Noted by:


JANDE S. FRANCISCO
Chief, Planning and Management Division

Approved by:


USEC REYNALDO B. MAPAGU
Administrator, PVAO