

STATEMENT OF APPROPRIATIONS, ALLOTMENTS, OBLIGATIONS, DISBURSEMENTS AND BALANCES
As at the Quarter Ending March 31, 2022

Department : Department of National Defense (DND)
 Agency/Entity : Philippine Veterans Affairs Office (PVAO) - Proper
 Operating Unit : < not applicable >
 Organization Code (UACS) : 17 005 000000
 Fund Cluster : 01 Regular Agency Fund

X	Current Year Appropriations
	Supplemental Appropriations
	Continuing Appropriations

(e.g. UACS Fund Cluster: 01-Regular Agency Fund, 02-Foreign Assisted Projects Fund, 03-Special Account-Locally Funded/Domestic Grants Fund, and 04-Special Account-Foreign Assisted/Foreign Grants Fund)

Particulars	UACS CODE	Appropriations			Allotments			Current Year Obligations					Current Year Disbursements					Balances					
		Authorized Appropriations	Adjustments (Transfer To/From, Modification/Augmentation)	Adjusted Appropriations	Allotments Received	Adjustments (Reductions, Modification/Augmentations)	Transfer To	Transfer From	Adjusted Total Allotments	1st Quarter Ending March 31	2nd Quarter Ending June 30	3rd Quarter Ending Sept. 30	4th Quarter Ending Dec. 31	TOTAL	1st Quarter Ending March 31	2nd Quarter Ending June 30	3rd Quarter Ending Sept. 30	4th Quarter Ending Dec. 31	TOTAL	Unreleased Appro	Unobligated Allotments	Unpaid Obligations (15-20)=(23+24)	
																						10=[(6+)-(7)-8+9]	15=(11+12+13+14)
I Agency Specific Budget		623,130,000.00	-	623,130,000.00	693,130,000.00	-	-	603,130,000.00	139,311,563.28	-	-	-	139,311,563.28	103,428,346.47	-	-	-	103,428,346.47	20,900,000.00	483,818,436.64	10,072,658.92	16,810,648.27	
General Administration and Support	10000000000000	111,738,000.00	-	111,738,000.00	111,738,000.00	-	-	111,738,000.00	33,589,201.33	-	-	-	33,589,201.33	20,041,731.46	-	-	-	20,041,731.46	-	78,148,798.67	1,844,341.90	11,703,128.27	
General management and supervision	10000010001000	111,295,000.00	-	111,295,000.00	111,295,000.00	-	-	111,295,000.00	33,157,397.24	-	-	-	33,157,397.24	19,609,927.37	-	-	-	19,609,927.37	-	78,137,602.76	1,844,341.90	11,703,128.27	
PS		48,804,000.00	-	48,804,000.00	48,804,000.00	-	-	48,804,000.00	14,914,015.68	-	-	-	14,914,015.68	14,645,498.53	-	-	-	14,645,498.53	-	34,169,384.94	69,116.53	-	
MOOE		59,568,000.00	-	59,568,000.00	59,568,000.00	-	-	59,568,000.00	18,539,433.18	-	-	-	18,539,433.18	5,061,079.84	-	-	-	5,061,079.84	-	41,028,568.82	1,775,225.07	11,703,128.27	
FinEx		23,000.00	-	23,000.00	23,000.00	-	-	23,000.00	3,349.00	-	-	-	3,349.00	3,349.00	-	-	-	3,349.00	-	19,651.00	-	-	
GO		2,900,000.00	-	2,900,000.00	2,900,000.00	-	-	2,900,000.00	-	-	-	-	-	-	-	-	-	-	-	2,900,000.00	-	-	
Administration of Personnel Benefits	10000010002000	443,000.00	-	443,000.00	443,000.00	-	-	443,000.00	431,804.09	-	-	-	431,804.09	431,804.09	-	-	-	431,804.09	-	11,195.91	-	-	
PS		443,000.00	-	443,000.00	443,000.00	-	-	443,000.00	431,804.09	-	-	-	431,804.09	431,804.09	-	-	-	431,804.09	-	11,195.91	-	-	
Sub-Total, General Administration and Support		111,738,000.00	-	111,738,000.00	111,738,000.00	-	-	111,738,000.00	33,589,201.33	-	-	-	33,589,201.33	20,041,731.46	-	-	-	20,041,731.46	-	78,148,798.67	1,844,341.90	11,703,128.27	
PS		49,247,000.00	-	49,247,000.00	49,247,000.00	-	-	49,247,000.00	15,946,419.15	-	-	-	15,946,419.15	14,977,302.62	-	-	-	14,977,302.62	-	34,200,080.85	69,116.53	-	
MOOE		59,568,000.00	-	59,568,000.00	59,568,000.00	-	-	59,568,000.00	18,539,433.18	-	-	-	18,539,433.18	5,061,079.84	-	-	-	5,061,079.84	-	41,028,568.82	1,775,225.07	11,703,128.27	
FinEx (if Applicable)		23,000.00	-	23,000.00	23,000.00	-	-	23,000.00	3,349.00	-	-	-	3,349.00	3,349.00	-	-	-	3,349.00	-	19,651.00	-	-	
GO		2,900,000.00	-	2,900,000.00	2,900,000.00	-	-	2,900,000.00	-	-	-	-	-	-	-	-	-	-	-	2,900,000.00	-	-	
Operations	30900000000000	511,392,000.00	-	511,392,000.00	491,392,000.00	-	-	491,392,000.00	105,722,362.03	-	-	-	105,722,362.03	83,386,615.01	-	-	-	83,386,615.01	20,900,000.00	385,699,637.97	17,226,227.92	5,107,520.90	
OO - Filipino Veterans empowered		492,346,000.00	-	492,346,000.00	442,346,000.00	-	-	442,346,000.00	96,849,152.41	-	-	-	96,849,152.41	77,176,127.37	-	-	-	77,176,127.37	20,900,000.00	345,696,847.59	14,385,505.94	5,107,520.90	
VETERANS' WELFARE AND BENEFITS ADMINISTRATION OF PROGRAM		447,890,000.00	-	447,890,000.00	427,890,000.00	-	-	427,890,000.00	92,381,360.79	-	-	-	92,381,360.79	76,072,823.75	-	-	-	76,072,823.75	20,900,000.00	335,498,999.21	12,769,957.04	3,648,520.90	
Processing of veterans' claims	310100100001000	122,153,000.00	-	122,153,000.00	102,153,000.00	-	-	102,153,000.00	19,570,019.56	-	-	-	19,570,019.56	15,709,017.56	-	-	-	15,709,017.56	20,900,000.00	82,582,059.44	1,182,482.00	2,589,520.90	
PS		70,834,000.00	-	70,834,000.00	70,834,000.00	-	-	70,834,000.00	13,015,762.36	-	-	-	13,015,762.36	13,015,762.36	-	-	-	13,015,762.36	-	57,618,297.64	-	-	
MOOE		31,319,000.00	-	31,319,000.00	31,319,000.00	-	-	31,319,000.00	6,565,217.20	-	-	-	6,565,217.20	2,783,215.20	-	-	-	2,783,215.20	-	24,763,782.80	1,192,482.00	2,589,520.90	
GO		20,000,000.00	-	20,000,000.00	-	-	-	-	-	-	-	-	-	-	-	-	-	-	20,000,000.00	-	-	-	
Payment of veterans' benefits	310100100002000	286,598,000.00	-	286,598,000.00	286,598,000.00	-	-	286,598,000.00	65,369,623.85	-	-	-	65,369,623.85	54,282,148.81	-	-	-	54,282,148.81	-	221,228,376.15	11,087,475.04	-	
MOOE		286,598,000.00	-	286,598,000.00	286,598,000.00	-	-	286,598,000.00	65,369,623.85	-	-	-	65,369,623.85	54,282,148.81	-	-	-	54,282,148.81	-	221,228,376.15	11,087,475.04	-	
Investigation, verification of records, strengthening of internal control system and conduct of management and system audit	310100100003000	39,139,000.00	-	39,139,000.00	39,139,000.00	-	-	39,139,000.00	7,450,767.38	-	-	-	7,450,767.38	6,901,767.38	-	-	-	6,901,767.38	-	31,688,242.62	500,000.00	659,000.00	
PS		18,088,000.00	-	18,088,000.00	18,088,000.00	-	-	18,088,000.00	3,959,948.66	-	-	-	3,959,948.66	3,959,948.66	-	-	-	3,959,948.66	-	14,128,051.34	-	-	

This report was generated using the Unified Reporting System on 22/04/2022 10:54 version: FAR 1.2.5 ; Status : SUBMITTED

Department : Department of National Defense (DND)
 Agency/Entity : Philippine Veterans Affairs Office (PVAO) - Proper
 Operating Unit : < not applicable >
 Organization Code (UACS) : 17 005 0000000
 Fund Cluster : 01 Regular Agency Fund
 (e.g. UACS Fund Cluster: 01-Regular Agency Fund, 02-Foreign Assisted Projects Fund, 03-Special Account-Locally Funded/Domestic Grants Fund, and 04-Special Account-Foreign Assisted/Foreign Grants Fund)

X	Current Year Appropriations
	Supplemental Appropriations
	Continuing Appropriations

Particulars	UACS CODE	Appropriations			Allotments			Current Year Obligations							Current Year Disbursements					Balances				
		Authorized Appropriations	Adjustments (Transfer From, Modifications/Augmentations)	Adjusted Appropriations	Allotments Received	Adjustments (Reductions, Modifications/Augmentations)	Transfer To	Transfer From	Adjusted Total Allotments	1st Quarter Ending March 31	2nd Quarter Ending June 30	3rd Quarter Ending Sept. 30	4th Quarter Ending Dec. 31	TOTAL	1st Quarter Ending March 31	2nd Quarter Ending June 30	3rd Quarter Ending Sept. 30	4th Quarter Ending Dec. 31	TOTAL	Unreleased Appro	Unobligated Allotments	Unpaid Obligations(15-20)=(23+24)		
																						Due and Demandable	Not Yet Due and Demandable	
1	2	3	4	5=(3+4)	6	7	8	9	10=[(6+(-7))-8+9]	11	12	13	14	15=[(11+12+13+14)]	16	17	18	19	20=[(16+17+18+19)]	21	22	23	24	
MOOE		21,051,000.00	-	21,051,000.00	21,051,000.00	-	-	-	21,051,000.00	3,490,808.72	-	-	-	3,490,808.72	2,631,808.72	-	-	-	2,631,808.72	-	17,500,191.28	505,000.00	859,000.00	-
YETERANS AFFAIRS MANAGEMENT PROGRAM		14,456,000.00	-	14,456,000.00	14,456,000.00	-	-	-	14,456,000.00	4,257,851.62	-	-	-	4,257,851.62	1,103,303.62	-	-	-	1,103,303.62	-	10,198,148.38	1,095,548.00	1,550,000.00	-
Provide assistance in empowering of veterans organizations	310200100001000	14,456,000.00	-	14,456,000.00	14,456,000.00	-	-	-	14,456,000.00	4,257,851.62	-	-	-	4,257,851.62	1,103,303.62	-	-	-	1,103,303.62	-	10,198,148.38	1,095,548.00	1,550,000.00	-
PS		3,014,000.00	-	3,014,000.00	3,014,000.00	-	-	-	3,014,000.00	1,002,756.29	-	-	-	1,002,756.29	1,002,756.29	-	-	-	1,002,756.29	-	-	-	-	-
MOOE		11,442,000.00	-	11,442,000.00	11,442,000.00	-	-	-	11,442,000.00	3,255,095.33	-	-	-	3,255,095.33	100,547.33	-	-	-	100,547.33	-	8,186,904.67	1,095,548.00	1,550,000.00	-
GO: Filipinos' appreciation and gratitude for veterans' service demonstrated		40,048,000.00	-	40,048,000.00	40,048,000.00	-	-	-	40,048,000.00	9,973,209.62	-	-	-	9,973,209.62	6,210,487.64	-	-	-	6,210,487.64	-	39,872,790.38	2,862,721.98	-	-
VETERANS MEMORIAL AND HISTORICAL PRESERVATION PROGRAM		40,048,000.00	-	40,048,000.00	40,048,000.00	-	-	-	40,048,000.00	9,973,209.62	-	-	-	9,973,209.62	6,210,487.64	-	-	-	6,210,487.64	-	39,872,790.38	2,862,721.98	-	-
Administration and management of national military shrines	320100100001000	40,202,000.00	-	40,202,000.00	40,202,000.00	-	-	-	40,202,000.00	6,124,060.50	-	-	-	6,124,060.50	4,396,587.85	-	-	-	4,396,587.85	-	34,607,939.50	1,737,472.65	-	-
PS		12,499,000.00	-	12,499,000.00	12,499,000.00	-	-	-	12,499,000.00	2,997,049.82	-	-	-	2,997,049.82	2,997,049.82	-	-	-	2,997,049.82	-	9,501,950.18	-	-	-
MOOE		27,703,000.00	-	27,703,000.00	27,703,000.00	-	-	-	27,703,000.00	3,127,010.68	-	-	-	3,127,010.68	1,399,538.03	-	-	-	1,399,538.03	-	24,595,989.32	1,737,472.65	-	-
Historical research and preservation	320100100002000	2,975,000.00	-	2,975,000.00	2,975,000.00	-	-	-	2,975,000.00	570,337.75	-	-	-	570,337.75	570,337.75	-	-	-	570,337.75	-	2,404,662.25	-	-	-
PS		1,619,000.00	-	1,619,000.00	1,619,000.00	-	-	-	1,619,000.00	354,337.75	-	-	-	354,337.75	354,337.75	-	-	-	354,337.75	-	1,264,662.25	-	-	-
MOOE		1,356,000.00	-	1,356,000.00	1,356,000.00	-	-	-	1,356,000.00	216,000.00	-	-	-	216,000.00	216,000.00	-	-	-	216,000.00	-	1,140,000.00	-	-	-
Celebration of veteran-related events	320100100003000	5,869,000.00	-	5,869,000.00	5,869,000.00	-	-	-	5,869,000.00	2,368,811.37	-	-	-	2,368,811.37	1,243,562.94	-	-	-	1,243,562.94	-	3,500,188.63	1,125,240.33	-	-
MOOE		5,869,000.00	-	5,869,000.00	5,869,000.00	-	-	-	5,869,000.00	2,368,811.37	-	-	-	2,368,811.37	1,243,562.94	-	-	-	1,243,562.94	-	3,500,188.63	1,125,240.33	-	-
Sub-Total, Operations		511,392,000.00	-	511,392,000.00	491,392,000.00	-	-	-	491,392,000.00	105,722,362.03	-	-	-	105,722,362.03	83,386,615.91	-	-	-	83,386,615.91	20,000,000.00	385,699,637.97	17,228,227.02	5,107,520.00	-
PS		106,054,000.00	-	106,054,000.00	106,054,000.00	-	-	-	106,054,000.00	21,329,794.88	-	-	-	21,329,794.88	21,529,794.88	-	-	-	21,529,794.88	-	84,724,205.12	-	-	-
MOOE		385,338,000.00	-	385,338,000.00	385,338,000.00	-	-	-	385,338,000.00	84,392,567.15	-	-	-	84,392,567.15	62,056,820.13	-	-	-	62,056,820.13	-	300,945,432.85	17,228,227.02	5,107,520.00	-
FinEx (if Applicable)		-	-	-	-	-	-	-	-	-	-	-	-	-	-	-	-	-	-	-	-	-	-	-
GO		20,000,000.00	-	20,000,000.00	-	-	-	-	-	-	-	-	-	-	-	-	-	-	-	20,000,000.00	-	-	-	-
Sub-Total, I. Agency Specific Budget		623,130,000.00	-	623,130,000.00	603,130,000.00	-	-	-	603,130,000.00	139,311,563.30	-	-	-	139,311,563.30	103,428,346.47	-	-	-	103,428,346.47	20,000,000.00	463,818,436.64	19,072,565.62	16,810,648.27	-
PS		155,301,000.00	-	155,301,000.00	155,301,000.00	-	-	-	155,301,000.00	36,376,214.03	-	-	-	36,376,214.03	36,307,697.50	-	-	-	36,307,697.50	-	118,924,785.97	69,116.53	-	-
MOOE		444,906,000.00	-	444,906,000.00	444,906,000.00	-	-	-	444,906,000.00	102,932,000.33	-	-	-	102,932,000.33	67,117,899.97	-	-	-	67,117,899.97	-	341,873,999.67	19,063,452.69	16,810,648.27	-
FinEx (if Applicable)		23,000.00	-	23,000.00	23,000.00	-	-	-	23,000.00	3,340.00	-	-	-	3,340.00	3,340.00	-	-	-	3,340.00	-	19,651.00	-	-	-
GO		22,900,000.00	-	22,900,000.00	2,900,000.00	-	-	-	2,900,000.00	-	-	-	-	-	-	-	-	-	-	20,000,000.00	2,900,000.00	-	-	-
II. Automatic Appropriations		13,389,000.00	-	13,389,000.00	13,389,000.00	-	-	-	13,389,000.00	3,237,182.00	-	-	-	3,237,182.00	3,237,182.00	-	-	-	3,237,182.00	-	10,151,818.00	-	-	-
Specific Budgets of National Government Agencies		13,389,000.00	-	13,389,000.00	13,389,000.00	-	-	-	13,389,000.00	3,237,182.00	-	-	-	3,237,182.00	3,237,182.00	-	-	-	3,237,182.00	-	10,151,818.00	-	-	-
Retirement and Life Insurance Premiums		13,389,000.00	-	13,389,000.00	13,389,000.00	-	-	-	13,389,000.00	3,237,182.00	-	-	-	3,237,182.00	3,237,182.00	-	-	-	3,237,182.00	-	10,151,818.00	-	-	-
PS		13,389,000.00	-	13,389,000.00	13,389,000.00	-	-	-	13,389,000.00	3,237,182.00	-	-	-	3,237,182.00	3,237,182.00	-	-	-	3,237,182.00	-	10,151,818.00	-	-	-

Department : Department of National Defense (DND)
 Agency/Entity : Philippine Veterans Affairs Office (PVAO) - Proper
 Operating Unit : < not applicable >
 Organization Code (UACS) : 17 005 0000000
 Fund Cluster : 01 Regular Agency Fund


X	Current Year Appropriations
	Supplemental Appropriations
	Continuing Appropriations

(e.g. UACS Fund Cluster: 01-Regular Agency Fund, 02-Foreign Assisted Projects Fund, 03-Special Account-Locally Funded/Domestic Grants Fund, and 04-Special Account-Foreign Assisted/Foreign Grants Fund)

Particulars	UACS CODE	Appropriations		Allotments		Current Year Obligations								Current Year Disbursements				Balances						
		Authorized Appropriations	Adjustments (Transfers To/From, Modifications/ Augmentations)	Adjusted Appropriations	Allotments Received	Adjustments (Reductions, Modifications/ Augmentations)	Transfer To	Transfer From	Adjusted Total Allotments	1st Quarter Ending March 31	2nd Quarter Ending June 30	3rd Quarter Ending Sept. 30	4th Quarter Ending Dec. 31	TOTAL	1st Quarter Ending March 31	2nd Quarter Ending June 30	3rd Quarter Ending Sept. 30	4th Quarter Ending Dec. 31	TOTAL	Unreleased Appro	Unobligated Allotments	Unpaid Obligations (16-20)=(23+24)		
		3	4	5=(3+4)	6	7	8	9	10=(6+(-37)-8+9)	11	12	13	14	15=(11+12+13+14)	16	17	18	19	20=(16+17+18+19)	21	22	23	24	
Sub-total II. Automatic Appropriations		13,389,000.00	-	13,389,000.00	13,389,000.00	-	-	13,389,000.00	3,237,182.00	-	-	-	-	3,237,182.00	3,237,182.00	-	-	-	-	3,237,182.00	-	10,151,818.00	-	-
PS		13,389,000.00	-	13,389,000.00	13,389,000.00	-	-	13,389,000.00	3,237,182.00	-	-	-	-	3,237,182.00	3,237,182.00	-	-	-	-	3,237,182.00	-	10,151,818.00	-	-
MDOE		-	-	-	-	-	-	-	-	-	-	-	-	-	-	-	-	-	-	-	-	-	-	-
FinEx		-	-	-	-	-	-	-	-	-	-	-	-	-	-	-	-	-	-	-	-	-	-	-
CO		-	-	-	-	-	-	-	-	-	-	-	-	-	-	-	-	-	-	-	-	-	-	-
III. Special Purpose Fund		-	4,855,000.018.00	4,855,000.018.00	-	4,855,000.018.00	-	4,855,000.018.00	2,427,640.417.55	-	-	-	-	2,427,640.417.55	2,427,640.417.55	-	-	-	-	2,427,640.417.55	-	2,427,419,000.45	-	-
Pension and Gratuity Fund		-	4,855,000.018.00	4,855,000.018.00	-	4,855,000.018.00	-	4,855,000.018.00	2,427,640.417.55	-	-	-	-	2,427,640.417.55	2,427,640.417.55	-	-	-	-	2,427,640.417.55	-	2,427,419,000.45	-	-
PS		-	4,855,000.018.00	4,855,000.018.00	-	4,855,000.018.00	-	4,855,000.018.00	2,427,640.417.55	-	-	-	-	2,427,640.417.55	2,427,640.417.55	-	-	-	-	2,427,640.417.55	-	2,427,419,000.45	-	-
Sub-Total III. Special Purpose Fund		-	4,855,000.018.00	4,855,000.018.00	-	4,855,000.018.00	-	4,855,000.018.00	2,427,640.417.55	-	-	-	-	2,427,640.417.55	2,427,640.417.55	-	-	-	-	2,427,640.417.55	-	2,427,419,000.45	-	-
PS		-	4,855,000.018.00	4,855,000.018.00	-	4,855,000.018.00	-	4,855,000.018.00	2,427,640.417.55	-	-	-	-	2,427,640.417.55	2,427,640.417.55	-	-	-	-	2,427,640.417.55	-	2,427,419,000.45	-	-
MDOE		-	-	-	-	-	-	-	-	-	-	-	-	-	-	-	-	-	-	-	-	-	-	-
FinEx		-	-	-	-	-	-	-	-	-	-	-	-	-	-	-	-	-	-	-	-	-	-	-
CO		-	-	-	-	-	-	-	-	-	-	-	-	-	-	-	-	-	-	-	-	-	-	-
IV. Reversion of the Unobligated Allotments charged against R.A. Nos. 11465 and 11494		-	-	-	-	-	-	-	-	-	-	-	-	-	-	-	-	-	-	-	-	-	-	-
GRAND TOTAL		638,510,000.00	4,855,000.018.00	5,491,579.018.00	616,510,000.00	4,855,000.018.00	-	5,471,579.018.00	2,570,189,102.91	-	-	-	-	2,570,189,102.91	2,534,305,840.02	-	-	-	-	2,534,305,840.02	20,000,000.00	2,901,389,855.09	19,972,968.92	16,810,648.27
PS		168,890,000.00	4,855,000.018.00	5,023,750.018.00	168,890,000.00	4,855,000.018.00	-	5,023,750.018.00	2,487,253,813.58	-	-	-	-	2,487,253,813.58	2,467,184,697.05	-	-	-	-	2,467,184,697.05	-	2,556,498,264.42	69,116.53	-
MDOE		444,908,000.00	-	444,908,000.00	444,908,000.00	-	-	444,908,000.00	192,932,900.33	-	-	-	-	192,932,900.33	67,117,899.97	-	-	-	-	67,117,899.97	-	341,973,999.67	19,903,452.09	16,810,648.27
FinEx		23,000.00	-	23,000.00	23,000.00	-	-	23,000.00	3,349.00	-	-	-	-	3,349.00	3,349.00	-	-	-	-	3,349.00	-	18,851.00	-	-
CO		22,000,000.00	-	22,000,000.00	2,960,000.00	-	-	2,960,000.00	-	-	-	-	-	-	-	-	-	-	-	-	20,000,000.00	2,900,000.00	-	-
Recapitulation by DO:																								
I. Agency Specific Budget		511,392,000.00	4,854,839,100.00	5,366,231,100.00	491,392,000.00	4,854,839,100.00	-	5,346,231,100.00	2,532,141,892.93	-	-	-	-	2,533,141,892.93	2,510,806,115.01	-	-	-	-	2,510,806,115.01	20,000,000.00	2,813,089,237.97	17,228,227.02	5,107,529.90
VETERANS' WELFARE AND BENEFITS ADMINISTRATION OF PROGRAM		447,890,000.00	4,854,839,100.00	5,302,726,100.00	427,890,000.00	4,854,839,100.00	-	5,282,729,100.00	2,519,810,800.79	-	-	-	-	2,519,810,800.79	2,503,492,323.75	-	-	-	-	2,503,492,323.75	20,000,000.00	2,762,918,299.21	12,769,957.94	3,548,529.90
VETERANS AFFAIRS MANAGEMENT PROGRAM		14,456,000.00	-	14,456,000.00	14,456,000.00	-	-	14,456,000.00	4,257,851.62	-	-	-	-	4,257,851.62	1,103,203.62	-	-	-	-	1,103,203.62	-	10,198,148.38	1,595,848.00	1,500,000.00
VETERANS MEMORIAL AND HISTORICAL PRESERVATION PROGRAM		49,948,000.00	-	49,948,000.00	49,948,000.00	-	-	49,948,000.00	9,073,209.92	-	-	-	-	9,073,209.92	6,210,487.64	-	-	-	-	6,210,487.64	-	39,972,790.38	2,892,721.96	-

This report was generated using the Unified Reporting System on 22/04/2022 10:54 version.FAR1.2.5 ; Status : SUBMITTED

Certified Correct:


 LAWRENCE BENEDICT V. BUENAFINA
 AC, Budget Section
 Date:

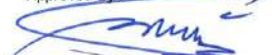
Certified Correct:


 GRACIA N. BACDAY
 AC, Accounting Section
 Date:

Recommending Approval By:


 JANDE S. FRANCISCO
 C, Planning and Management Division
 Date:

Approved By:


 USEC ERNESTO G. CAROLINA
 PVAO Administrator
 Date:

STATEMENT OF APPROPRIATIONS, ALLOTMENTS, OBLIGATIONS, DISBURSEMENTS AND BALANCES
As at the Quarter Ending March 31, 2022

Department: Department of National Defense (DND)
 Agency: Philippine Veterans Affairs Office (PVAO) - Proper
 Operating Unit: < not applicable >
 Organization Code (UACS) : 17 005 0000000
 Fund Cluster: 01 Regular Agency Fund
 (e.g. UACS Fund Cluster: 01-Regular Agency Fund, 02-Foreign Assisted Projects Fund, 03-Special Account-Locally Funded/Domestic Grants Fund, and 04-Special Account-Foreign Assisted/Foreign Grants Fund)

	Current Year Appropriations
	Supplemental Appropriations
X	Continuing Appropriations

Particulars	UACS CODE	Appropriations			Allotments					Current Year Obligations					Current Year Disbursements					Balances				
		Authorized Appropriations	Adjustments (Transfer To/From, Realignment)	Adjusted Appropriations	Allotments Received	Adjustments (Withdrawal, Realignment)	Transfer To	Transfer From	Adjusted Total Allotments	1st Quarter Ending March 31	2nd Quarter Ending June 30	3rd Quarter Ending Sept. 30	4th Quarter Ending Dec. 31	TOTAL	1st Quarter Ending March 31	2nd Quarter Ending June 30	3rd Quarter Ending Sept. 30	4th Quarter Ending Dec. 31	TOTAL	Unreleased Appro	Unobligated Allotments	Unpaid Obligations		
																						Due and Demandable	Not Yet Due and Demandable	
1	2	3	4	5=(3+4)	6	7	8	9	10=[(6+)-(7)-8+9]	11	12	13	14	15=(11+12+13+14)	16	17	18	19	20=(16+17+18+19)	21=(5-10)	22=(10-15)	23	24	
L Continuing Appropriations		88,735,065.32	897,001.86	89,632,067.18	88,735,065.32	897,001.86	-	-	89,632,067.18	81,050,213.08	-	-	-	81,050,213.08	74,389,510.15	-	-	-	74,389,510.15	-	8,581,854.10	59,757.40	8,699,945.53	
L Agency Specific Budget		88,735,065.32	897,001.86	89,632,067.18	88,735,065.32	897,001.86	-	-	89,632,067.18	81,050,213.08	-	-	-	81,050,213.08	74,389,510.15	-	-	-	74,389,510.15	-	8,581,854.10	59,757.40	8,699,945.53	
General Administration and Support	10000000000000	9,133,900.61	699,093.39	9,832,994.00	9,133,900.61	699,093.39	-	-	9,832,994.00	7,142,450.15	-	-	-	7,142,450.15	3,903,035.49	-	-	-	3,903,035.49	-	2,690,543.85	59,757.40	3,188,657.26	
General management and supervision	10000010001000	9,133,900.61	699,093.39	9,832,994.00	9,133,900.61	699,093.39	-	-	9,832,994.00	7,142,450.15	-	-	-	7,142,450.15	3,903,035.49	-	-	-	3,903,035.49	-	2,690,543.85	59,757.40	3,188,657.26	
MOOE		9,011,965.78	699,093.39	9,711,059.17	9,011,965.78	699,093.39	-	-	9,711,059.17	7,142,450.15	-	-	-	7,142,450.15	3,903,035.49	-	-	-	3,903,035.49	-	2,568,809.92	59,757.40	3,188,657.26	
CO		121,934.83	-	121,934.83	121,934.83	-	-	-	121,934.83	-	-	-	-	-	-	-	-	-	-	-	-	121,934.83	-	
Sub-Total, General Administration and Support		9,133,900.61	699,093.39	9,832,994.00	9,133,900.61	699,093.39	-	-	9,832,994.00	7,142,450.15	-	-	-	7,142,450.15	3,903,035.49	-	-	-	3,903,035.49	-	2,690,543.85	59,757.40	3,188,657.26	
PS		-	-	-	-	-	-	-	-	-	-	-	-	-	-	-	-	-	-	-	-	-	-	
MOOE		9,011,965.78	699,093.39	9,711,059.17	9,011,965.78	699,093.39	-	-	9,711,059.17	7,142,450.15	-	-	-	7,142,450.15	3,903,035.49	-	-	-	3,903,035.49	-	2,568,809.92	59,757.40	3,188,657.26	
FinEx (If Applicable)		-	-	-	-	-	-	-	-	-	-	-	-	-	-	-	-	-	-	-	-	-	-	
CO		121,934.83	-	121,934.83	121,934.83	-	-	-	121,934.83	-	-	-	-	-	-	-	-	-	-	-	-	121,934.83	-	
Operations	30000000000000	79,601,164.71	197,908.47	79,799,073.18	79,601,164.71	197,908.47	-	-	79,799,073.18	73,997,762.93	-	-	-	73,997,762.93	70,486,474.06	-	-	-	70,486,474.06	-	5,891,310.25	-	3,421,288.27	
OO : Filipino Veterans empowered		76,120,824.58	22,586.87	76,143,411.45	76,120,824.58	22,586.87	-	-	76,143,411.45	71,776,414.33	-	-	-	71,776,414.33	70,486,474.06	-	-	-	70,486,474.06	-	4,369,997.12	-	1,269,939.67	
VETERANS' WELFARE AND BENEFITS ADMINISTRATION OF PROGRAM		76,120,824.58	22,586.87	76,143,411.45	76,120,824.58	22,586.87	-	-	76,143,411.45	71,776,414.33	-	-	-	71,776,414.33	70,486,474.06	-	-	-	70,486,474.06	-	4,369,997.12	-	1,269,939.67	
Processing of veterans' claims	310100100001000	76,120,824.58	22,586.87	76,143,411.45	76,120,824.58	22,586.87	-	-	76,143,411.45	71,776,414.33	-	-	-	71,776,414.33	70,486,474.06	-	-	-	70,486,474.06	-	4,369,997.12	-	1,269,939.67	
MOOE		1,659,089.69	22,586.87	1,681,676.56	1,659,089.69	22,586.87	-	-	1,681,676.56	1,659,089.69	-	-	-	1,659,089.69	488,474.06	-	-	-	488,474.06	-	22,586.87	-	1,172,815.03	
CO		74,461,734.89	-	74,461,734.89	74,461,734.89	-	-	-	74,461,734.89	70,117,324.64	-	-	-	70,117,324.64	70,000,000.00	-	-	-	70,000,000.00	-	4,344,410.25	-	117,324.64	
OO : Filipinos' appreciation and gratitude for veterans' service demonstrated		3,489,340.13	175,321.60	3,664,661.73	3,489,340.13	175,321.60	-	-	3,664,661.73	2,131,348.60	-	-	-	2,131,348.60	-	-	-	-	-	-	-	1,524,313.13	-	2,131,348.60
VETERANS MEMORIAL AND HISTORICAL PRESERVATION PROGRAM		3,489,340.13	175,321.60	3,664,661.73	3,489,340.13	175,321.60	-	-	3,664,661.73	2,131,348.60	-	-	-	2,131,348.60	-	-	-	-	-	-	-	1,524,313.13	-	2,131,348.60
Administration and management of national military shrines	320100100001000	2,520,040.13	175,321.60	2,695,361.73	2,520,040.13	175,321.60	-	-	2,695,361.73	1,171,048.60	-	-	-	1,171,048.60	-	-	-	-	-	-	-	1,524,313.13	-	1,171,048.60
MOOE		22,722.87	175,321.60	198,044.47	22,722.87	175,321.60	-	-	198,044.47	197,382.27	-	-	-	197,382.27	-	-	-	-	-	-	-	662.20	-	197,382.27
GO		2,497,317.26	-	2,497,317.26	2,497,317.26	-	-	-	2,497,317.26	973,666.33	-	-	-	973,666.33	-	-	-	-	-	-	-	1,523,650.93	-	973,666.33
Historical research and preservation	320100100002000	960,300.00	-	960,300.00	960,300.00	-	-	-	960,300.00	960,300.00	-	-	-	960,300.00	-	-	-	-	-	-	-	-	-	960,300.00
MOOE		960,300.00	-	960,300.00	960,300.00	-	-	-	960,300.00	960,300.00	-	-	-	960,300.00	-	-	-	-	-	-	-	-	-	960,300.00

Department: Department of National Defense (DND)
 Agency: Philippine Veterans Affairs Office (PVAO) - Proper
 Operating Unit: < not applicable >
 Organization Code (UACS) : 17 005 0000000
 Fund Cluster: 01 Regular Agency Fund
 (e.g. UACS Fund Cluster: 01-Regular Agency Fund, 02-Foreign Assisted Projects Fund, 03-Special Account-Locally Funded/Domestic Grants Fund, and 04-Special Account-Foreign Assisted/Foreign Grants Fund)


	Current Year Appropriations
	Supplemental Appropriations
X	Continuing Appropriations

Particulars	UACS CODE	Appropriations			Allotments						Current Year Obligations					Current Year Disbursements					Balances			
		Authorized Appropriations	Adjustments (Transfer To/From, Realignment)	Adjusted Appropriations	Allotments Received	Adjustments (Withdrawal, Realignment)	Transfer To	Transfer From	Adjusted Total Allotments	1st Quarter Ending March 31	2nd Quarter Ending June 30	3rd Quarter Ending Sept. 30	4th Quarter Ending Dec. 31	TOTAL	1st Quarter Ending March 31	2nd Quarter Ending June 30	3rd Quarter Ending Sept. 30	4th Quarter Ending Dec. 31	TOTAL	Unreleased Appro	Unobligated Allotments	Unpaid Obligations		
																						Due and Demandable	Not Yet Due and Demandable	
1	2	3	4	5=(3+4)	6	7	8	9	10=[(6+)-(7)-8+0]	11	12	13	14	15=[(11+12+13+14)]	16	17	18	19	20=[(16+17+18+19)]	21=(5-10)	22=(10-15)	23	24	
Sub-Total, Operations		70,091,164.71	197,908.47	70,289,073.18	70,091,164.71	197,908.47	-	-	70,289,073.18	73,907,762.93	-	-	-	73,907,762.93	70,485,474.66	-	-	-	70,485,474.66	-	5,891,310.25	-	3,421,286.27	
PS		-	-	-	-	-	-	-	-	-	-	-	-	-	-	-	-	-	-	-	-	-	-	
MOOE		2,842,112.56	197,908.47	2,840,021.03	2,842,112.56	197,908.47	-	-	2,840,021.03	2,816,771.99	-	-	-	2,816,771.99	485,474.66	-	-	-	485,474.66	-	23,249.07	-	2,330,297.30	
FinEx (if Applicable)		-	-	-	-	-	-	-	-	-	-	-	-	-	-	-	-	-	-	-	-	-	-	
CO		76,959,052.15	-	76,959,052.15	76,959,052.15	-	-	-	76,959,052.15	71,090,990.97	-	-	-	71,090,990.97	70,000,000.00	-	-	-	70,000,000.00	-	5,868,051.18	-	1,990,990.97	
GRAND TOTAL		68,735,095.32	897,001.85	69,632,097.18	68,735,095.32	897,001.85	-	-	69,632,097.18	81,050,213.08	-	-	-	81,050,213.08	74,369,510.15	-	-	-	74,369,510.15	-	8,591,854.10	50,757.40	6,009,945.53	
PS		-	-	-	-	-	-	-	-	-	-	-	-	-	-	-	-	-	-	-	-	-	-	
MOOE		11,054,078.34	897,001.85	12,051,080.20	11,054,078.34	897,001.85	-	-	12,051,080.20	9,959,222.11	-	-	-	9,959,222.11	4,369,510.15	-	-	-	4,369,510.15	-	2,591,858.90	50,757.40	5,518,954.50	
FinEx (if Applicable)		-	-	-	-	-	-	-	-	-	-	-	-	-	-	-	-	-	-	-	-	-	-	
CO		77,080,986.98	-	77,080,986.98	77,080,986.98	-	-	-	77,080,986.98	71,090,990.97	-	-	-	71,090,990.97	70,000,000.00	-	-	-	70,000,000.00	-	5,889,986.01	-	1,990,990.97	

Certified Correct:


 LAWRENCE BENEDICT V. BUENAFLO
 AC, Budget Section
 Date:

Certified Correct:


 GRACIA N. BACAY
 AC, Accounting Section
 Date:

Recommending Approval By:


 JANDER S. FRANCISCO
 C, Planning and Management Division
 Date:

Approved By:


 JSEC ERNESTO G. CAROLINA
 PVAO Administrator
 Date: