

MONTHLY REPORT OF DISBURSEMENTS
For the month of January 2022

Department: Department of National Defense (DND)
 Agency/Entity: Philippine Veterans Affairs Office (PVAO) - Proper
 Operating Unit: < not applicable >
 Organization Code (UACS): 17 005 0000000
 Fund Cluster: 01 Regular Agency Fund

Particulars	Current Year Budget					Prior Year's Budget											Trust Liabilities				Grand Total					Remarks		
	PS	MOOE	FinEx	CO	TOTAL	Prior Year's Accounts Payable					Current Year's Accounts Payable					SUB-TOTAL	PS	MOOE	CO	TOTAL	PS	MOOE	FinEx	CO	TOTAL			
						PS	MOOE	FinEx	CO	Sub-Total	PS	MOOE	FinEx	CO	Sub-Total												19	20
1	2	3	4	5	6=(2+3+4+5)	7	8	9	10	11=(7+8+9+10)	12	13	14	15	16=(12+13+14+15)	17=(11+16)	18=(6+17)	19	20	21	22=(19+20+21)	23	24	25	26	27=(23+24+25+26)	28	
CASH DISBURSEMENTS	816,457,733.26	13,045,452.20	0.00	0.00	829,503,185.46	2,895,416.74	12,992,503.09	0.00	0.00	15,887,919.83	0.00	533,145.63	0.00	0.00	533,145.63	16,421,065.46	845,924,250.92	0.00	0.00	0.00	0.00	819,353,150.00	26,571,100.92	0.00	0.00	0.00	845,924,250.92	
Notice of Cash Allocation (NCA)	816,457,733.26	13,045,452.20	0.00	0.00	829,503,185.46	2,895,416.74	12,992,503.09	0.00	0.00	15,887,919.83	0.00	533,145.63	0.00	0.00	533,145.63	16,421,065.46	845,924,250.92	0.00	0.00	0.00	0.00	819,353,150.00	26,571,100.92	0.00	0.00	0.00	845,924,250.92	
MDS Checks Issued	816,457,733.26	13,045,452.20	0.00	0.00	829,503,185.46	2,895,416.74	11,314,748.03	0.00	0.00	14,210,164.77	0.00	533,145.63	0.00	0.00	533,145.63	14,743,310.40	844,246,495.86	0.00	0.00	0.00	0.00	819,353,150.00	24,993,345.86	0.00	0.00	0.00	844,246,495.86	
Advice to Debit Account	0.00	0.00	0.00	0.00	0.00	0.00	1,677,755.06	0.00	0.00	1,677,755.06	0.00	0.00	0.00	0.00	0.00	1,677,755.06	1,677,755.06	0.00	0.00	0.00	0.00	0.00	1,677,755.06	0.00	0.00	0.00	1,677,755.06	
Notice of Transfer Allocations (NTA)	0.00	0.00	0.00	0.00	0.00	0.00	0.00	0.00	0.00	0.00	0.00	0.00	0.00	0.00	0.00	0.00	0.00	0.00	0.00	0.00	0.00	0.00	0.00	0.00	0.00	0.00	0.00	0.00
MDS Checks Issued	0.00	0.00	0.00	0.00	0.00	0.00	0.00	0.00	0.00	0.00	0.00	0.00	0.00	0.00	0.00	0.00	0.00	0.00	0.00	0.00	0.00	0.00	0.00	0.00	0.00	0.00	0.00	0.00
Advice to Debit Account	0.00	0.00	0.00	0.00	0.00	0.00	0.00	0.00	0.00	0.00	0.00	0.00	0.00	0.00	0.00	0.00	0.00	0.00	0.00	0.00	0.00	0.00	0.00	0.00	0.00	0.00	0.00	0.00
Working Fund for FAPs	0.00	0.00	0.00	0.00	0.00	0.00	0.00	0.00	0.00	0.00	0.00	0.00	0.00	0.00	0.00	0.00	0.00	0.00	0.00	0.00	0.00	0.00	0.00	0.00	0.00	0.00	0.00	0.00
Cash Disbursement Ceiling (CDC)	0.00	0.00	0.00	0.00	0.00	0.00	0.00	0.00	0.00	0.00	0.00	0.00	0.00	0.00	0.00	0.00	0.00	0.00	0.00	0.00	0.00	0.00	0.00	0.00	0.00	0.00	0.00	0.00
TOTAL CASH DISBURSEMENTS	816,457,733.26	13,045,452.20	0.00	0.00	829,503,185.46	2,895,416.74	12,992,503.09	0.00	0.00	15,887,919.83	0.00	533,145.63	0.00	0.00	533,145.63	16,421,065.46	845,924,250.92	0.00	0.00	0.00	0.00	819,353,150.00	26,571,100.92	0.00	0.00	0.00	845,924,250.92	
NON-CASH DISBURSEMENTS	582,740.10	12,793.56	0.00	0.00	595,533.66	244,796.21	26,742.68	0.00	0.00	271,538.89	0.00	10,678.88	0.00	0.00	10,678.88	282,217.77	877,751.43	0.00	0.00	0.00	0.00	827,536.31	50,215.12	0.00	0.00	0.00	877,751.43	
Tax Remittance Advices Issued (TRA)	582,740.10	12,793.56	0.00	0.00	595,533.66	244,796.21	26,742.68	0.00	0.00	271,538.89	0.00	10,678.88	0.00	0.00	10,678.88	282,217.77	877,751.43	0.00	0.00	0.00	0.00	827,536.31	50,215.12	0.00	0.00	0.00	877,751.43	
Non-Cash Availment Authority (NCAA)	0.00	0.00	0.00	0.00	0.00	0.00	0.00	0.00	0.00	0.00	0.00	0.00	0.00	0.00	0.00	0.00	0.00	0.00	0.00	0.00	0.00	0.00	0.00	0.00	0.00	0.00	0.00	0.00
Disbursements effected through outright deductions from claims (please specify...)	0.00	0.00	0.00	0.00	0.00	0.00	0.00	0.00	0.00	0.00	0.00	0.00	0.00	0.00	0.00	0.00	0.00	0.00	0.00	0.00	0.00	0.00	0.00	0.00	0.00	0.00	0.00	0.00
Overpayment of expenses(e.g. personnel benefits)	0.00	0.00	0.00	0.00	0.00	0.00	0.00	0.00	0.00	0.00	0.00	0.00	0.00	0.00	0.00	0.00	0.00	0.00	0.00	0.00	0.00	0.00	0.00	0.00	0.00	0.00	0.00	0.00
Restitution for loss of government property	0.00	0.00	0.00	0.00	0.00	0.00	0.00	0.00	0.00	0.00	0.00	0.00	0.00	0.00	0.00	0.00	0.00	0.00	0.00	0.00	0.00	0.00	0.00	0.00	0.00	0.00	0.00	0.00
Liquidated damages and similar claims	0.00	0.00	0.00	0.00	0.00	0.00	0.00	0.00	0.00	0.00	0.00	0.00	0.00	0.00	0.00	0.00	0.00	0.00	0.00	0.00	0.00	0.00	0.00	0.00	0.00	0.00	0.00	0.00
Others(TEF, BTR-Documentary Stamp Tax, etc.)	0.00	0.00	0.00	0.00	0.00	0.00	0.00	0.00	0.00	0.00	0.00	0.00	0.00	0.00	0.00	0.00	0.00	0.00	0.00	0.00	0.00	0.00	0.00	0.00	0.00	0.00	0.00	0.00
TOTAL NON-CASH DISBURSEMENTS	582,740.10	12,793.56	0.00	0.00	595,533.66	244,796.21	26,742.68	0.00	0.00	271,538.89	0.00	10,678.88	0.00	0.00	10,678.88	282,217.77	877,751.43	0.00	0.00	0.00	0.00	827,536.31	50,215.12	0.00	0.00	0.00	877,751.43	
GRAND TOTAL	817,040,473.36	13,058,245.76	0.00	0.00	830,098,719.12	3,140,212.95	13,019,245.77	0.00	0.00	16,159,458.72	0.00	543,824.51	0.00	0.00	543,824.51	16,703,283.23	846,802,002.35	0.00	0.00	0.00	0.00	820,180,686.31	26,621,316.04	0.00	0.00	0.00	846,802,002.35	

SUMMARY

Particulars (1)	Previous Report (2)	This Month (3)	As at Date (4)
Total Disbursement Authorities Received	0.00	848,418,151.43	848,418,151.43
NCA	0.00	847,540,400.00	847,540,400.00
NTA	0.00	0.00	0.00
Working Fund	0.00	0.00	0.00
TRA	0.00	877,751.43	877,751.43
CDC	0.00	0.00	0.00
NCAA	0.00	0.00	0.00
Less: Notice of Transfer of Allocations (NTA)* issued	0.00	0.00	0.00
Total Disbursement Authorities Available	0.00	848,418,151.43	848,418,151.43
Less:	0.00	0.00	0.00
Lapsed NCA	0.00	0.00	0.00
Disbursements	0.00	846,802,002.35	846,802,002.35
Less: Other Non-Cash Disbursements	0.00	0.00	0.00
Disbursements effected through outright deductions from claims	0.00	0.00	0.00
Overpayment of expenses(e.g. personnel benefits)	0.00	0.00	0.00
Restitution for loss of government property	0.00	0.00	0.00
Liquidated damages and similar claims	0.00	0.00	0.00
Others (e.g. TEF, BTR, Docs Stamp, etc.)	0.00	0.00	0.00
Add/Less: Adjustments (e.g. cancelled/staled checks)	0.00	0.00	0.00
Balance of Disbursement Authorities as at date	0.00	1,616,149.08	1,616,149.08
Total Disbursements Program	0.00	848,418,151.43	848,418,151.43
Less: *Actual Disbursements	0.00	846,802,002.35	846,802,002.35
(Over)/Under spending	0.00	1,616,149.08	1,616,149.08

Notes: * The use of NTA is discouraged
 Notes: ** Amounts should tally with the grand total disbursement (column 27).

Certified Correct:

GRACIA N. BACCAY

AC, Accounting Section
 Date:

Recommending Approval:

FERDINAND C. PALOR

OIC, Planning and Management Division
 Date:

Approved By:

USEC ERNESTO G. CAROLINA

Administrator, PVAO
 Date:

MONTHLY REPORT OF DISBURSEMENTS
For the month of January 2022

Department: Department of National Defense (DND)
 Agency/Entity: Philippine Veterans Affairs Office (PVAO) - Proper
 Operating Unit: < not applicable >
 Organization Code (UACS): 17 005 0000000
 Fund Cluster: 06 Business Related Funds


Particulars	Current Year Budget					Prior Year's Budget											SUB-TOTAL	Trust Liabilities				Grand Total					Remarks	
	PS	MOOE	FinEx	CO	TOTAL	Prior Year's Accounts Payable					Current Year's Accounts Payable					TOTAL		PS	MOOE	CO	TOTAL	PS	MOOE	FinEx	CO	TOTAL		
						7	8	9	10	11=(7+8+9+10)	12	13	14	15	16=(12+13+14+15)													17=(11+16)
CASH DISBURSEMENTS	0.00	219,001.24	0.00	0.00	219,001.24	0.00	29,572.57	0.00	646,687.50	676,260.07	0.00	0.00	0.00	0.00	0.00	676,260.07	895,261.31	0.00	0.00	0.00	0.00	0.00	248,573.81	0.00	646,687.50	895,261.31		
Notice of Cash Allocation (NCA)	0.00	219,001.24	0.00	0.00	219,001.24	0.00	29,572.57	0.00	646,687.50	676,260.07	0.00	0.00	0.00	0.00	0.00	676,260.07	895,261.31	0.00	0.00	0.00	0.00	0.00	248,573.81	0.00	646,687.50	895,261.31		
MDS Checks Issued	0.00	219,001.24	0.00	0.00	219,001.24	0.00	0.00	0.00	646,687.50	646,687.50	0.00	0.00	0.00	0.00	0.00	646,687.50	865,688.74	0.00	0.00	0.00	0.00	0.00	219,001.24	0.00	646,687.50	865,688.74		
Advice to Debit Account	0.00	0.00	0.00	0.00	0.00	0.00	29,572.57	0.00	0.00	29,572.57	0.00	0.00	0.00	0.00	0.00	29,572.57	29,572.57	0.00	0.00	0.00	0.00	0.00	29,572.57	0.00	0.00	29,572.57		
Notice of Transfer Allocations (NTA)	0.00	0.00	0.00	0.00	0.00	0.00	0.00	0.00	0.00	0.00	0.00	0.00	0.00	0.00	0.00	0.00	0.00	0.00	0.00	0.00	0.00	0.00	0.00	0.00	0.00	0.00	0.00	
MDS Checks Issued	0.00	0.00	0.00	0.00	0.00	0.00	0.00	0.00	0.00	0.00	0.00	0.00	0.00	0.00	0.00	0.00	0.00	0.00	0.00	0.00	0.00	0.00	0.00	0.00	0.00	0.00	0.00	
Advice to Debit Account	0.00	0.00	0.00	0.00	0.00	0.00	0.00	0.00	0.00	0.00	0.00	0.00	0.00	0.00	0.00	0.00	0.00	0.00	0.00	0.00	0.00	0.00	0.00	0.00	0.00	0.00	0.00	
Working Fund for FAPs	0.00	0.00	0.00	0.00	0.00	0.00	0.00	0.00	0.00	0.00	0.00	0.00	0.00	0.00	0.00	0.00	0.00	0.00	0.00	0.00	0.00	0.00	0.00	0.00	0.00	0.00	0.00	
Cash Disbursement Ceiling (CDC)	0.00	0.00	0.00	0.00	0.00	0.00	0.00	0.00	0.00	0.00	0.00	0.00	0.00	0.00	0.00	0.00	0.00	0.00	0.00	0.00	0.00	0.00	0.00	0.00	0.00	0.00	0.00	
TOTAL CASH DISBURSEMENTS	0.00	219,001.24	0.00	0.00	219,001.24	0.00	29,572.57	0.00	646,687.50	676,260.07	0.00	0.00	0.00	0.00	0.00	676,260.07	895,261.31	0.00	0.00	0.00	0.00	0.00	248,573.81	0.00	646,687.50	895,261.31		
NON-CASH DISBURSEMENTS	0.00	0.00	0.00	0.00	0.00	0.00	0.00	0.00	0.00	0.00	0.00	0.00	0.00	0.00	0.00	0.00	0.00	0.00	0.00	0.00	0.00	0.00	0.00	0.00	0.00	0.00	0.00	
Tax Remittance Advices Issued (TRA)	0.00	0.00	0.00	0.00	0.00	0.00	0.00	0.00	0.00	0.00	0.00	0.00	0.00	0.00	0.00	0.00	0.00	0.00	0.00	0.00	0.00	0.00	0.00	0.00	0.00	0.00	0.00	
Non-Cash Availment Authority (NCAA)	0.00	0.00	0.00	0.00	0.00	0.00	0.00	0.00	0.00	0.00	0.00	0.00	0.00	0.00	0.00	0.00	0.00	0.00	0.00	0.00	0.00	0.00	0.00	0.00	0.00	0.00	0.00	
Disbursements effected through outright deductions from claims (please specify...)	0.00	0.00	0.00	0.00	0.00	0.00	0.00	0.00	0.00	0.00	0.00	0.00	0.00	0.00	0.00	0.00	0.00	0.00	0.00	0.00	0.00	0.00	0.00	0.00	0.00	0.00	0.00	
Overpayment of expenses(e.g. personnel benefits)	0.00	0.00	0.00	0.00	0.00	0.00	0.00	0.00	0.00	0.00	0.00	0.00	0.00	0.00	0.00	0.00	0.00	0.00	0.00	0.00	0.00	0.00	0.00	0.00	0.00	0.00	0.00	
Restitution for loss of government property	0.00	0.00	0.00	0.00	0.00	0.00	0.00	0.00	0.00	0.00	0.00	0.00	0.00	0.00	0.00	0.00	0.00	0.00	0.00	0.00	0.00	0.00	0.00	0.00	0.00	0.00	0.00	
Liquidated damages and similar claims	0.00	0.00	0.00	0.00	0.00	0.00	0.00	0.00	0.00	0.00	0.00	0.00	0.00	0.00	0.00	0.00	0.00	0.00	0.00	0.00	0.00	0.00	0.00	0.00	0.00	0.00	0.00	
Others(TEF, BTr-Documentary Stamp Tax, etc.)	0.00	0.00	0.00	0.00	0.00	0.00	0.00	0.00	0.00	0.00	0.00	0.00	0.00	0.00	0.00	0.00	0.00	0.00	0.00	0.00	0.00	0.00	0.00	0.00	0.00	0.00	0.00	
TOTAL NON-CASH DISBURSEMENTS	0.00	0.00	0.00	0.00	0.00	0.00	0.00	0.00	0.00	0.00	0.00	0.00	0.00	0.00	0.00	0.00	0.00	0.00	0.00	0.00	0.00	0.00	0.00	0.00	0.00	0.00	0.00	
GRAND TOTAL	0.00	219,001.24	0.00	0.00	219,001.24	0.00	29,572.57	0.00	646,687.50	676,260.07	0.00	0.00	0.00	0.00	0.00	676,260.07	895,261.31	0.00	0.00	0.00	0.00	0.00	248,573.81	0.00	646,687.50	895,261.31		

SUMMARY


Particulars (1)	Previous Report (2)	This Month (3)	As at Date (4)
Total Disbursement Authorities Received	14,616,914.21	1,179,353.61	15,796,267.82
NCA	14,616,914.21	1,179,353.61	15,796,267.82
NTA	0.00	0.00	0.00
Working Fund	0.00	0.00	0.00
TRA	0.00	0.00	0.00
CDC	0.00	0.00	0.00
NCAA	0.00	0.00	0.00
Less: Notice of Transfer of Allocations (NTA)* issued	0.00	0.00	0.00
Total Disbursement Authorities Available	14,616,914.21	1,179,353.61	15,796,267.82
Less:	0.00	0.00	0.00
Lapsed NCA	0.00	0.00	0.00
Disbursements	4,537,956.08	895,261.31	5,433,217.39
Less: Other Non-Cash Disbursements	0.00	0.00	0.00
Disbursements effected through outright deductions from claims	0.00	0.00	0.00
Overpayment of expenses(e.g. personnel benefits)	0.00	0.00	0.00
Restitution for loss of government property	0.00	0.00	0.00
Liquidated damages and similar claims	0.00	0.00	0.00
Others (e.g. TEF, BTR, Docs Stamp, etc.)	0.00	0.00	0.00
Add/Less: Adjustments (e.g. cancelled/staled checks)	0.00	0.00	0.00
Balance of Disbursement Authorities as at date	10,078,958.13	284,092.30	10,363,050.43
Total Disbursements Program	14,616,914.21	1,179,353.61	15,796,267.82
Less: Actual Disbursements	4,537,956.08	895,261.31	5,433,217.39
(Over)/Under spending	10,078,958.13	284,092.30	10,363,050.43

Notes: * The use of NTA is discouraged
 Notes: ** Amounts should tally with the grand total disbursement (column 27).


Certified Correct:


GRACIA N. BACCAY
 AC, Accounting Section
 Date:

Recommending Approval:


FERDINAND C. PALOR
 OIC, Planning and Management Division
 Date:

Approved By:


USEC ERNESTO G. CAROLINA
 Administrator, PVAO
 Date: