



QUARTERLY PHYSICAL REPORT OF OPERATION
As of 2019 June 30


Department: Department of National Defense (DND)
 Appropriations: Current Year Appropriations
 Agency: Philippine Veterans Affairs Office (PVAO) - Proper
 Operating Unit: N/A
 Organization Code (UACS): 170050000000
 Report Status: SUBMITTED

Particulars	UACS CODE	Physical Targets					Physical Accomplishments					Variance as of June 30, 2019 (vs. 1st Semester Target)	Remarks
		1st Quarter	2nd Quarter	3rd Quarter	4th Quarter	Total	1st Quarter	2nd Quarter	3rd Quarter	4th Quarter	Total		
1	2	3	4	5	6	7=(3+4+5+6)	8	9	10	11	12=(8+9+10+11)	13	14
Part A													
I. Operations													
OO : Filipino veterans empowered													
VETERANS' WELFARE AND BENEFITS ADMINISTRATION OF PROGRAM	310100000000000												
Outcome Indicator													
1. Percentage of regular pensions paid on or before due date		100%	100%	100%	100%	100%	100%	100%			100%	-	For the 1st Semester, PVAO delivered all regular pensions on due date through the Direct Remittance Pension Servicing System (DRPSS) for a 100% accomplishment
Output Indicators													
1. Percentage of benefit claims processed within ten (10) working days upon receipt of completed documents		95%	95%	95%	95%	95%	95%	97%			96%	1%	From January to June 2019, PVAO processed 7,279 out of 7,611 claim applications within the prescribed timeline for a 96% accomplishment, or 1% higher than the 1st Semester target of 95%
2. Number of recipients of non-pension benefits		2916	2916	2916	2917	11,665	2,816	3,437			6,053	221	As of 30 June 2019, PVAO delivered non-pension benefits (educational, burial & hospitalization) to 6,053 beneficiaries, or 104% of the 5,832 target for the 1st Semester
VETERANS AFFAIRS MANAGEMENT PROGRAM	310100000000000												
Outcome Indicator													
1. Percentage of veterans who are member of veterans organizations		30%	35%	45%	51%	51%	30%	32%			32%	-3%	As of 30 June 2019, a 32% membership rate of veterans was registered to the VFP, or 91% of the 35% target for the 1st Semester (44,195 veterans/BL of 138,959)
Output Indicators													
1. Number of veteran-related engagements		12	12	12	12	48	12	17			29	5	As of 30 June 2019, PVAO conducted/facilitated 29 veterans related engagements, or 120% of the 24 target.
2. Number of veterans organizations assisted		42	42	42	42	42	42	46			46	4	As of end of 1st Semester, PVAO has assisted 46 veterans organizations for a 109% of the target of 42 veterans organizations

OO: Filipinos' appreciation and gratitude for veterans' service demonstrated													
VETERANS MEMORIAL AND HISTORICAL PRESERVATION PROGRAM	3201000000000000												
Outcome Indicator													
1. Number of shrine visitors and attendees to commemorative events		150000	150000	150000	150000	600,000	106,892	234,053			340,945	40,945	From January to June, there were 340,945 shrine visitors and attendees to commemorative events, which exceeded by 14% the target of 300,000 for the 1st Semester
Output Indicators													
1. Number of shrines maintained		9	9	9	9	9	9	9			9	-	PVAO continuously maintain 9 Military Shrines
2. Number of veterans' celebratory events managed		2	7	3	1	13	2	9			11	2	PVAO supervised 11 veterans related commemorative events in the 1st Semester, or 122% of the target of 9 for the period in review. Apart from the supervised events, the agency also participated in 16 other veterans commemorative or celebratory events from January to June 2019.
3. Number of books, journals and other materials published		1	1	1	1	4	1	1			2	-	PVAO published veterans related materials during WWII Syllabus Symposia held in the 1st Semester.

Prepared By:

Roberto C. Dela Cruz
 Head, Management Evaluation Section
 Date: 19/July/2019

In coordination with:

Ferdinand C. Palor
 OIC Planning & Management Division
 Date: 19/July/2019

Approved By:

USEC ERNESTO G. CAROLINA
 PVAO-Administrator
 Date: 19/July/2019