


SUMMARY OF APPROPRIATIONS, ALLOTMENTS, OBLIGATIONS, DISBURSEMENTS AND BALANCES BY OBJECT OF EXPENDITURES  
As of December 31, 2017



Authorization: 01 - Current Year Appropriations

Department : Department of National Defense (DND)  
Agency : Philippine Veterans Affairs Office (PVAO) - Proper  
Operating Unit : N/A  
Organization Code (UACS) : 170050000000  
Funding Source Code (as clustered) : 01 - Regular Agency Fund

Particulars	UACS CODE	Appropriation			Allotments					Current Year Obligations				Total
		Authorized Appropriation	Adjustments (Transfer To/From Realignment)	Adjusted Appropriations	Allotments Received	Adjustments (Withdrawal, Realignment)	Transfer To	Transfer From	Adjusted Total Allotments	1st Quarter Ending March 31	2nd Quarter Ending June 30	3rd Quarter Ending Sept 30	4th Quarter Ending Dec. 31	
1	2	3	4	5=(3+4)	6	7	8	9	10={6+(-)7}-8+9	11	12	13	14	15=(11+12+13+14)
<b>Agency Specific Budget</b>														
<b>Specific Budgets of National Government Agencies</b>														
Personnel Services	01101101	899,288,594.00	(0.00)	899,288,594.00	899,288,594.00	(0.00)	-	-	899,288,594.00	115,620,908.17	128,617,211.36	124,370,729.92	526,333,356.09	894,942,205.54
Salaries and Wages - Regular	5010101000	130,221,594.00	11,479,000.00	141,700,594.00	130,221,594.00	11,479,000.00	-	-	141,700,594.00	35,974,089.40	32,399,256.26	20,032,429.80	50,146,274.45	138,552,049.11
Basic Salary - Civilian	5010101001	93,266,000.00	(4,525,000.00)	88,741,000.00	93,266,000.00	(4,525,000.00)	-	-	88,741,000.00	28,944,798.04	22,137,789.91	16,303,854.78	20,369,964.45	87,756,407.18
Compensation	5010200000	32,764,000.00	8,245,245.50	41,009,245.50	32,764,000.00	8,245,245.50	-	-	41,009,245.50	5,607,181.88	9,645,174.56	1,691,818.26	22,288,844.03	39,243,018.73
RA - Civilian	5010201001	8,544,000.00	-	8,544,000.00	8,544,000.00	-	-	-	8,544,000.00	2,708,181.88	2,043,454.56	1,352,090.92	2,028,090.98	8,131,818.34
Representation Allowance (RA)	5010202000	768,000.00	38,863.67	806,863.67	768,000.00	38,863.67	-	-	806,863.67	230,000.00	218,000.00	198,863.67	160,000.00	806,863.67
Transportation Allowance (TA)	5010203001	768,000.00	(179,634.70)	588,365.30	768,000.00	(179,634.70)	-	-	588,365.30	134,000.00	132,000.00	120,863.67	108,000.00	494,863.67
Clothing/Uniform Allowance - Civilian	5010204001	1,780,000.00	-	1,780,000.00	1,780,000.00	-	-	-	1,780,000.00	1,635,000.00	25,000.00	20,000.00	20,000.00	1,700,000.00
Quarters Allowance - Civilian	5010207001	-	611,725.87	611,725.87	-	611,725.87	-	-	611,725.87	5,009.34	-	-	-	611,725.87
Overseas Allowance - Civilian	5010209001	-	894,990.66	894,990.66	-	894,990.66	-	-	894,990.66	894,990.66	-	-	-	894,990.66
Honoraria - Civilian	5010210001	1,800,000.00	(1,620,700.00)	179,300.00	1,800,000.00	(1,620,700.00)	-	-	179,300.00	-	-	-	179,300.00	-
Mid-Year Bonus - Civilian	5010214000	7,772,000.00	-	7,772,000.00	7,772,000.00	-	-	-	7,772,000.00	-	7,226,720.00	-	-	7,226,720.00
Year End Bonus	5010214001	7,772,000.00	-	7,772,000.00	7,772,000.00	-	-	-	7,772,000.00	-	-	-	7,336,903.50	7,336,903.50
Cash Gift - Civilian	5010215001	1,780,000.00	-	1,780,000.00	1,780,000.00	-	-	-	1,780,000.00	-	-	-	1,689,500.00	1,689,500.00
Collective Negotiating Agreement Incentive (CNA) - Civilian	5010299011	-	8,500,000.00	8,500,000.00	-	8,500,000.00	-	-	8,500,000.00	-	-	-	8,499,833.02	8,499,833.02
Productivity Enhancement Incentive - Civilian	5010299012	1,780,000.00	-	1,780,000.00	1,780,000.00	-	-	-	1,780,000.00	-	-	-	1,670,500.00	1,670,500.00
Personnel Benefit Contributions	5010300000	1,792,000.00	-	1,792,000.00	1,792,000.00	-	-	-	1,792,000.00	440,837.50	433,050.00	432,150.00	435,942.50	1,741,980.00
Pag-IBIG - Civilian	5010302001	427,000.00	-	427,000.00	427,000.00	-	-	-	427,000.00	101,800.00	101,800.00	101,300.00	101,400.00	406,400.00
PhilHealth - Civilian	5010303001	938,000.00	-	938,000.00	938,000.00	-	-	-	938,000.00	237,237.50	229,150.00	229,750.00	233,042.50	929,180.00
ECIP - Civilian	5010304001	427,000.00	-	427,000.00	427,000.00	-	-	-	427,000.00	101,800.00	102,000.00	101,100.00	101,500.00	406,400.00
Other Personnel Benefits	5010400000	2,399,594.00	7,758,754.50	10,158,348.50	2,399,594.00	7,758,754.50	-	-	10,158,348.50	981,271.98	183,241.79	1,604,605.96	7,041,523.47	9,810,643.20
Terminal Leave Benefits - Civilian	5010403001	1,491,594.00	-	1,491,594.00	1,491,594.00	-	-	-	1,491,594.00	880,205.50	87,528.36	468,151.66	55,706.70	1,491,592.22
Lump-sum for Step Increments - Length of Service	5010499010	233,000.00	-	233,000.00	233,000.00	-	-	-	233,000.00	3,390.68	43,369.23	45,454.30	44,812.27	137,046.48
Lump-sum for Step Increments - Meritorious Performance	5010499011	525,000.00	(339,000.00)	186,000.00	525,000.00	(339,000.00)	-	-	186,000.00	-	-	-	-	-
Other Personnel Benefits	5010499099	150,000.00	8,097,754.50	8,247,754.50	150,000.00	8,097,754.50	-	-	8,247,754.50	97,675.80	52,324.20	1,091,000.00	6,941,004.50	8,182,004.50
Maintenance and Other Operating Expenses		387,581,000.00	(11,479,000.00)	376,102,000.00	387,581,000.00	(11,479,000.00)	-	-	376,102,000.00	79,646,818.77	96,217,955.10	95,738,300.92	103,420,273.64	375,023,348.43
Traveling Expenses	5020100000	3,620,000.00	438,795.58	4,058,795.58	3,620,000.00	438,795.58	-	-	4,058,795.58	810,888.04	754,329.86	1,348,334.27	1,145,243.41	4,058,795.58
Traveling Expenses - Local	5020101000	2,420,000.00	438,795.58	2,858,795.58	2,420,000.00	438,795.58	-	-	2,858,795.58	601,489.21	754,329.86	975,929.32	527,047.19	2,858,795.58
Traveling Expenses - Foreign	5020102000	1,200,000.00	-	1,200,000.00	1,200,000.00	-	-	-	1,200,000.00	209,398.83	-	372,404.95	618,196.22	1,200,000.00
Training and Scholarship Expenses	5020200000	2,910,000.00	(105,000.00)	2,805,000.00	2,910,000.00	(105,000.00)	-	-	2,805,000.00	729,403.84	1,162,289.63	495,315.19	417,796.00	2,804,804.66
ICT Training Expenses	5020201001	509,000.00	-	509,000.00	509,000.00	-	-	-	509,000.00	17,000.00	84,980.00	80,900.00	326,120.00	509,000.00
Training Expenses	5020201002	2,401,000.00	(105,000.00)	2,296,000.00	2,401,000.00	(105,000.00)	-	-	2,296,000.00	712,403.84	1,077,309.63	414,415.19	91,676.00	2,295,804.66
Supplies and Materials Expenses	5020300000	29,914,000.00	145,000.00	30,059,000.00	29,914,000.00	145,000.00	-	-	30,059,000.00	4,353,409.97	10,318,599.80	3,682,615.24	11,580,568.25	29,935,193.26
Office Supplies Expenses	5020301000	18,767,000.00	2,761,200.00	21,528,200.00	18,767,000.00	2,761,200.00	-	-	21,528,200.00	3,649,843.60	7,161,905.56	1,945,629.51	8,737,663.57	21,495,042.24
ICT Office Supplies	5020301001	1,488,000.00	776,200.00	2,264,200.00	1,488,000.00	776,200.00	-	-	2,264,200.00	-	1,488,000.00	-	776,200.00	2,264,200.00
Office Supplies Expenses	5020301002	17,279,000.00	1,985,000.00	19,264,000.00	17,279,000.00	1,985,000.00	-	-	19,264,000.00	3,649,843.60	5,673,905.56	1,945,629.51	7,961,463.57	19,230,842.24
Accountable Forms Expenses	5020302000	464,000.00	(100,000.00)	364,000.00	464,000.00	(100,000.00)	-	-	364,000.00	23,000.00	237,600.00	28,880.00	65,300.00	354,780.00
Medical, Dental and Laboratory Supplies Expenses	5020308000	3,183,000.00	48,000.00	3,231,000.00	3,183,000.00	48,000.00	-	-	3,231,000.00	6,931.00	1,727,393.00	813,945.55	682,554.90	3,230,824.45
Fuel, Oil and Lubricants Expenses	5020309000	4,271,000.00	(2,095,200.00)	2,175,800.00	4,271,000.00	(2,095,200.00)	-	-	2,175,800.00	528,898.22	449,328.84	555,247.43	561,163.57	2,094,638.06
Other Supplies and Materials Expenses	5020399000	3,229,000.00	(469,000.00)	2,760,000.00	3,229,000.00	(469,000.00)	-	-	2,760,000.00	144,737.15	742,372.40	338,912.75	1,533,886.21	2,759,908.51
Utility Expenses	5020400000	16,884,000.00	(5,178,535.69)	11,705,464.31	16,884,000.00	(5,178,535.69)	-	-	11,705,464.31	4,472,115.19	2,241,812.01	2,194,016.78	2,675,748.72	11,583,692.70
Water Expenses	5020401000	855,000.00	(370,650.00)	484,350.00	855,000.00	(370,650.00)	-	-	484,350.00	321,684.31	20,243.34	17,258.39	64,101.97	423,286.01
Electricity Expenses	5020402000	16,029,000.00	(4,807,885.69)	11,221,114.31	16,029,000.00	(4,807,885.69)	-	-	11,221,114.31	4,150,430.88	2,221,568.67	2,176,760.39	2,611,646.75	11,160,406.69

SUMMARY OF APPROPRIATIONS, ALLOTMENTS, OBLIGATIONS, DISBURSEMENTS AND BALANCES BY OBJECT OF EXPENDITURES  
As of December 31, 2017

FAR No. 1-A

Department : Department of National Defense (DND)  
Agency : Philippine Veterans Affairs Office (PVAO) - Proper  
Operating Unit : N/A  
Organization Code (UACS) : 170050000000  
Funding Source Code (as clustered) : 01 - Regular Agency Fund

Particulars	UACS CODE	Current Year Disbursements				Total	Balances			
		1st Quarter Ending March 31	2nd Quarter Ending June 30	3rd Quarter Ending Sept 30	4th Quarter Ending Dec. 31		Unreleased Appropriations	Unobligated Allotment	Unpaid Obligations (15-20) = (23+24) Due and Demandable	Not Yet Due and Demandable
1	2	16	17	18	19	20=(16+17+18+19)	21=(5-10)	22=(10-15)	23	24
<b>I. Agency Specific Budget</b>										
<b>Specific Budgets of National Government Agencies</b>	<b>01101101</b>	<b>104,954,828.53</b>	<b>123,254,044.19</b>	<b>134,317,917.17</b>	<b>496,279,112.31</b>	<b>858,805,902.20</b>				
<b>Personnel Services</b>		<b>30,028,623.55</b>	<b>32,542,841.06</b>	<b>25,834,310.05</b>	<b>49,991,127.85</b>	<b>138,396,902.51</b>	-	4,346,388.46	10,603,704.68	25,532,598.66
Salaries and Wages - Regular	5010101000	23,336,332.19	21,944,374.71	22,105,735.83	20,292,401.95	87,678,844.68	-	3,148,544.89	155,146.60	-
Basic Salary - Civilian	5010101001	23,336,332.19	21,944,374.71	22,105,735.83	20,292,401.95	87,678,844.68	-	984,592.82	77,562.50	-
Over Compensation	5010200000	5,270,181.88	9,982,174.56	1,691,818.26	22,298,844.03	39,243,018.73	-	1,766,225.77	-	-
ERA - Civilian	5010201001	2,371,181.88	2,380,454.56	1,352,090.92	2,028,090.98	8,131,818.34	-	412,181.66	-	-
Representation Allowance (RA)	5010202000	230,000.00	218,000.00	198,863.67	160,000.00	806,863.67	-	-	-	-
Transportation Allowance (TA)	5010203001	134,000.00	132,000.00	120,863.67	108,000.00	494,863.67	-	93,501.63	-	-
Clothing/Uniform Allowance - Civilian	5010204001	1,635,000.00	25,000.00	20,000.00	20,000.00	1,700,000.00	-	80,000.00	-	-
Quarters Allowance - Civilian	5010207001	5,009.34	-	-	606,716.53	611,725.87	-	-	-	-
Overseas Allowance - Civilian	5010209001	894,990.66	-	-	-	894,990.66	-	-	-	-
Honoraria - Civilian	5010210001	-	-	-	179,300.00	179,300.00	-	-	-	-
Mid-Year Bonus - Civilian	5010214000	-	7,226,720.00	-	-	7,226,720.00	-	545,280.00	-	-
Year End Bonus	5010214001	-	-	-	7,336,903.50	7,336,903.50	-	435,096.50	-	-
Cash Gift - Civilian	5010215001	-	-	-	1,689,500.00	1,689,500.00	-	90,500.00	-	-
Collective Negotiating Agreement Incentive (CNA) - Civilian	5010299011	-	-	-	8,499,833.02	8,499,833.02	-	166.98	-	-
Productivity Enhancement Incentive - Civilian	5010299012	-	-	-	1,670,500.00	1,670,500.00	-	109,500.00	-	-
Personnel Benefit Contributions	5010300000	440,837.50	433,050.00	432,150.00	358,380.00	1,664,417.50	-	50,020.00	77,562.50	-
Pag-IBIG - Civilian	5010302001	101,800.00	101,900.00	101,300.00	101,400.00	406,400.00	-	20,600.00	-	-
PhilHealth - Civilian	5010303001	237,237.50	220,150.00	229,750.00	155,480.00	851,617.50	-	8,820.00	77,562.50	-
ECIP - Civilian	5010304001	101,800.00	102,000.00	101,100.00	101,500.00	406,400.00	-	20,600.00	-	-
Other Personnel Benefits	5010400000	981,271.98	183,241.79	1,604,605.96	7,041,501.87	9,810,621.60	-	347,705.30	21.60	-
Terminal Leave Benefits - Civilian	5010403001	880,205.50	87,528.36	468,151.66	55,706.70	1,491,592.22	-	1.78	-	-
Lump-sum for Step Increments - Length of Service	5010499010	3,390.68	43,389.23	45,454.30	44,790.67	137,024.88	-	95,953.52	21.60	-
Lump-sum for Step Increments - Meritorious Performance	5010499011	-	-	-	-	-	-	186,000.00	-	-
Other Personnel Benefits	5010499099	97,675.80	52,324.20	1,091,000.00	6,941,004.50	8,182,004.50	-	65,750.00	-	-
Finance and Other Operating Expenses		74,926,204.98	90,711,203.13	99,883,607.12	86,787,984.46	352,308,999.69	-	1,078,651.57	10,448,558.08	12,265,790.66
Traveling Expenses	5020100000	773,553.04	769,573.85	1,370,425.28	1,081,536.78	3,995,088.95	-	63,706.63	-	-
Traveling Expenses - Local	5020101000	564,154.21	769,573.85	998,020.33	482,014.56	2,813,762.95	-	-	45,032.63	-
Traveling Expenses - Foreign	5020102000	209,398.83	-	372,404.95	599,522.22	1,181,326.00	-	-	18,674.00	-
Training and Scholarship Expenses	5020200000	725,998.84	1,108,194.63	552,815.19	417,796.00	2,804,804.66	-	195.34	-	-
ICT Training Expenses	5020201001	17,000.00	34,980.00	130,900.00	326,120.00	509,000.00	-	-	-	-
Training Expenses	5020201002	708,998.84	1,073,214.63	421,915.19	91,676.00	2,295,804.66	-	195.34	-	-
Supplies and Materials Expenses	5020300000	2,034,412.70	6,345,247.47	7,137,663.44	13,869,527.56	29,386,851.17	-	123,806.74	290,880.09	257,462.00
Office Supplies Expenses	5020301000	1,336,121.33	5,309,058.23	3,974,897.71	10,583,775.38	21,203,852.65	-	33,157.76	83,727.59	-
ICT Office Supplies	5020301001	-	1,032,600.00	455,400.00	776,200.00	2,264,200.00	-	-	-	-
Office Supplies Expenses	5020301002	1,336,121.33	4,276,458.23	3,519,497.71	9,807,575.38	18,939,652.65	-	33,157.76	83,727.59	207,462.00
Accountable Forms Expenses	5020302000	23,000.00	-	266,480.00	65,300.00	354,780.00	-	9,220.00	-	-
Medical, Dental and Laboratory Supplies Expenses	5020308000	6,931.00	446,093.00	1,395,245.55	1,382,554.90	3,230,824.45	-	175.55	-	-
Fuel, Oil and Lubricants Expenses	5020309000	523,623.22	454,603.84	555,247.43	395,008.02	1,928,482.51	-	81,161.94	166,155.55	-
Other Supplies and Materials Expenses	5020399000	144,737.15	135,492.40	945,792.75	1,442,889.26	2,668,911.56	-	91.49	40,996.95	50,000.00
Utility Expenses	5020400000	4,326,585.19	2,239,505.96	2,016,070.65	2,165,883.35	10,748,045.15	-	121,771.61	835,647.55	-
Water Expenses	5020401000	176,154.31	20,243.34	162,786.39	59,986.17	419,170.21	-	61,063.99	4,115.80	-
Electricity Expenses	5020402000	4,150,430.88	2,219,262.62	1,853,284.26	2,105,897.18	10,328,874.94	-	60,707.62	831,531.75	-

SUMMARY OF APPROPRIATIONS, ALLOTMENTS, OBLIGATIONS, DISBURSEMENTS AND BALANCES BY OBJECT OF EXPENDITURES

As of December 31, 2017

Authorization: 01 - Current Year Appropriations

Department : Department of National Defense (DND)  
 Agency : Philippine Veterans Affairs Office (PVAO) - Proper  
 Operating Unit : N/A  
 Organization Code (UACS) : 170050000000  
 Funding Source Code (as clustered) : 01 - Regular Agency Fund

Particulars	UACS CODE	Appropriation			Allotments					Current Year Obligations				
		Authorized Appropriation	Adjustments (Transfer To/From Realignment)	Adjusted Appropriations	Allotments Received	Adjustments (Withdrawal, Realignment)	Transfer To	Transfer From	Adjusted Total Allotments	1st Quarter Ending March 31	2nd Quarter Ending June 30	3rd Quarter Ending Sept 30	4th Quarter Ending Dec. 31	Total
1	2	3	4	5=(3+4)	6	7	8	9	10=[(6+(-)7)-8+9]	11	12	13	14	15=(11+12+13+14)
Communication Expenses	5020500000	19,326,000.00	(7,069,811.38)	12,256,188.62	19,326,000.00	(7,069,811.38)	-	-	12,256,188.62	1,337,934.22	3,689,079.04	2,020,027.21	4,993,627.41	12,040,667.88
Postage and Courier Services	5020501000	9,460,000.00	(975,000.00)	8,485,000.00	9,460,000.00	(975,000.00)	-	-	8,485,000.00	631,407.77	2,234,973.94	1,386,155.54	4,232,332.59	8,484,869.84
Telephone Expenses	5020502000	6,476,000.00	(3,636,000.00)	2,840,000.00	6,476,000.00	(3,636,000.00)	-	-	2,840,000.00	545,964.34	1,074,697.53	470,990.76	576,453.42	2,668,106.05
Mobile	5020502001	1,692,000.00	(800,000.00)	892,000.00	1,692,000.00	(800,000.00)	-	-	892,000.00	107,436.97	636,007.61	33,291.28	30,332.40	807,068.26
Landline	5020502002	4,784,000.00	(2,836,000.00)	1,948,000.00	4,784,000.00	(2,836,000.00)	-	-	1,948,000.00	438,527.37	438,689.92	437,699.48	546,121.02	1,861,037.79
Internet Subscription Expenses	5020503000	3,340,000.00	(2,458,811.38)	881,188.62	3,340,000.00	(2,458,811.38)	-	-	881,188.62	146,131.75	352,877.58	162,880.91	184,841.40	846,731.64
Cable, Satellite, Telegraph and Radio Expenses	5020504000	50,000.00	-	50,000.00	50,000.00	-	-	-	50,000.00	14,430.36	26,529.99	-	-	40,960.35
Confidential, Intelligence and Extraordinary Expenses	5021000000	380,000.00	-	380,000.00	380,000.00	-	-	-	380,000.00	84,032.12	84,800.00	27,400.00	74,100.00	270,332.12
Extraordinary and Miscellaneous Expenses	5021003000	380,000.00	-	380,000.00	380,000.00	-	-	-	380,000.00	84,032.12	84,800.00	27,400.00	74,100.00	270,332.12
Professional Services	5021100000	17,561,000.00	6,222,697.07	23,783,697.07	17,561,000.00	6,222,697.07	-	-	23,783,697.07	4,111,895.98	5,554,851.32	5,623,164.51	8,493,785.26	23,783,697.07
Legal Services	5021101000	642,000.00	104,038.00	746,038.00	642,000.00	104,038.00	-	-	746,038.00	137,500.00	189,950.00	180,903.00	237,685.00	746,038.00
Auditing Services	5021102000	380,000.00	15,773.38	395,773.38	380,000.00	15,773.38	-	-	395,773.38	-	-	-	395,773.38	395,773.38
Other Professional Services	5021199000	16,539,000.00	6,102,885.69	22,641,885.69	16,539,000.00	6,102,885.69	-	-	22,641,885.69	3,974,395.98	5,364,901.32	5,442,261.51	7,860,326.88	22,641,885.69
General Services	5021200000	24,022,000.00	(4,519,000.00)	19,503,000.00	24,022,000.00	(4,519,000.00)	-	-	19,503,000.00	3,450,179.13	3,772,953.55	4,769,164.76	7,496,759.73	19,489,057.17
Janitorial Services	5021202000	8,339,000.00	1,467,408.89	9,806,408.89	8,339,000.00	1,467,408.89	-	-	9,806,408.89	1,615,129.36	1,904,852.69	2,619,718.50	3,686,708.34	9,806,408.89
Security Services	5021203000	13,583,000.00	(3,907,570.61)	9,675,429.39	13,583,000.00	(3,907,570.61)	-	-	9,675,429.39	1,827,830.88	1,868,100.86	2,149,446.28	3,830,051.39	9,675,429.39
Other General Services	5021299099	2,100,000.00	(2,078,838.28)	21,161.72	2,100,000.00	(2,078,838.28)	-	-	21,161.72	7,218.89	-	-	-	7,218.89
Repairs and Maintenance	5021300000	13,779,000.00	(800,000.00)	12,979,000.00	13,779,000.00	(800,000.00)	-	-	12,979,000.00	452,184.45	951,661.62	1,450,703.35	10,063,872.66	12,918,422.08
Repairs and Maintenance - Buildings and Other Structures	5021304000	8,745,000.00	2,702,648.76	11,447,648.76	8,745,000.00	2,702,648.76	-	-	11,447,648.76	236,465.00	167,994.00	1,335,000.00	9,708,189.76	11,447,648.76
Buildings	5021304001	8,333,000.00	3,114,648.76	11,447,648.76	8,333,000.00	3,114,648.76	-	-	11,447,648.76	236,465.00	167,994.00	1,335,000.00	9,708,189.76	11,447,648.76
Other Structures	5021304099	412,000.00	(412,000.00)	-	412,000.00	(412,000.00)	-	-	-	-	-	-	-	-
Repairs and Maintenance - Machinery and Equipment	5021305000	2,850,000.00	(1,690,548.76)	1,159,451.24	2,850,000.00	(1,690,548.76)	-	-	1,159,451.24	100,550.00	721,674.50	90,514.25	186,506.75	1,099,245.50
Machinery	5021305001	106,000.00	(50,000.00)	56,000.00	106,000.00	(50,000.00)	-	-	56,000.00	-	2,950.00	-	-	2,950.00
Office Equipment	5021305002	2,135,000.00	(1,188,048.76)	946,951.24	2,135,000.00	(1,188,048.76)	-	-	946,951.24	100,550.00	562,324.00	90,514.25	186,506.75	939,895.00
Information and Communication Technology Equipment	5021305003	609,000.00	(452,500.00)	156,500.00	609,000.00	(452,500.00)	-	-	156,500.00	-	156,400.50	-	-	156,400.50
Repairs and Maintenance - Motor Vehicle	5021306000	724,000.00	(394,500.00)	329,500.00	724,000.00	(394,500.00)	-	-	329,500.00	75,735.45	61,993.12	25,189.10	166,514.15	329,431.82
Repairs and Maintenance - Furniture and Fixtures	5021307000	309,000.00	(309,000.00)	-	309,000.00	(309,000.00)	-	-	-	-	-	-	-	-
Repairs and Maintenance - Other Property, Plant and Equipment	5021399000	1,151,000.00	(1,108,600.00)	42,400.00	1,151,000.00	(1,108,600.00)	-	-	42,400.00	39,434.00	-	-	2,662.00	42,096.00
Taxes, Insurance Premiums and Other Fees	5021500000	500,000.00	-	500,000.00	500,000.00	-	-	-	500,000.00	35,317.73	326,599.16	17,699.21	13,225.50	392,841.60
Taxes, Duties and Licenses	5021501001	30,000.00	-	30,000.00	30,000.00	-	-	-	30,000.00	8,778.12	-	9,949.06	-	18,727.18
Fidelity Bond Premiums	5021502000	95,000.00	-	95,000.00	95,000.00	-	-	-	95,000.00	7,042.50	13,509.00	1,183.50	13,225.50	34,960.50
Insurance Expenses	5021503000	375,000.00	-	375,000.00	375,000.00	-	-	-	375,000.00	19,497.11	313,090.16	6,566.65	-	339,153.92
Other Maintenance and Operating Expenses	5029900000	258,685,000.00	(613,145.58)	258,071,854.42	258,685,000.00	(613,145.58)	-	-	258,071,854.42	59,809,458.10	67,360,979.11	74,109,860.40	56,465,546.70	257,745,844.31
Advertising Expenses	5029901000	585,000.00	-	585,000.00	585,000.00	-	-	-	585,000.00	103,560.00	-	75,000.00	312,832.00	491,392.00
Printing and Publication Expenses	5029902000	4,576,000.00	(1,262,795.58)	3,313,204.42	4,576,000.00	(1,262,795.58)	-	-	3,313,204.42	668,076.31	540,097.08	13,322.00	1,991,187.75	3,212,683.14
Representation Expenses	5029903000	9,187,000.00	-	9,187,000.00	9,187,000.00	-	-	-	9,187,000.00	1,653,544.00	3,050,632.45	1,756,654.46	2,725,184.83	9,186,015.74
Transportation and Delivery Expenses	5029904000	72,000.00	-	72,000.00	72,000.00	-	-	-	72,000.00	490.00	6,500.00	-	8,173.00	15,163.00
Rent/Lease Expenses	5029905000	6,917,000.00	149,650.00	7,066,650.00	6,917,000.00	149,650.00	-	-	7,066,650.00	1,825,827.15	1,881,872.76	1,427,791.68	1,885,928.07	7,021,419.66
Rents - Building and Structures	5029905001	3,045,000.00	(1,599,159.66)	1,445,840.34	3,045,000.00	(1,599,159.66)	-	-	1,445,840.34	643,250.00	21,000.00	580,860.00	175,500.00	1,400,610.00
Rents - Motor Vehicles	5029905003	967,000.00	666,350.00	1,633,350.00	967,000.00	666,350.00	-	-	1,633,350.00	701,700.00	191,500.00	256,400.00	483,750.00	1,633,350.00
Rents - Equipment	5029905004	2,905,000.00	1,082,459.66	3,987,459.66	2,905,000.00	1,082,459.66	-	-	3,987,459.66	480,877.15	1,669,372.76	610,531.68	1,226,678.07	3,987,459.66
Subscription Expenses	5029907000	750,000.00	-	750,000.00	750,000.00	-	-	-	750,000.00	-	55,440.00	-	693,388.00	748,828.00
ICT Software Subscription	5029907001	650,000.00	15,100.00	665,100.00	650,000.00	15,100.00	-	-	665,100.00	-	-	-	665,100.00	665,100.00
Other Subscription Expenses	5029907099	100,000.00	(15,100.00)	84,900.00	100,000.00	(15,100.00)	-	-	84,900.00	-	55,440.00	-	28,288.00	83,728.00
Donations	5029908000	236,598,000.00	-	236,598,000.00	236,598,000.00	-	-	-	236,598,000.00	55,557,960.64	61,826,436.82	70,337,092.26	48,848,853.05	236,570,342.77
Other MOOE	5029909099	-	500,000.00	500,000.00	-	500,000.00	-	-	500,000.00	-	-	500,000.00	-	500,000.00

SUMMARY OF APPROPRIATIONS, ALLOTMENTS, OBLIGATIONS, DISBURSEMENTS AND BALANCES BY OBJECT OF EXPENDITURES

As of December 31, 2017

Department : Department of National Defense (DND)  
 Agency : Philippine Veterans Affairs Office (PVAO) - Proper  
 Operating Unit : N/A  
 Organization Code (UACS) : 17005000000  
 Funding Source Code (as clustered) : 01 - Regular Agency Fund

Particulars	UACS CODE	Current Year Disbursements					Balances			
		1st Quarter Ending March 31	2nd Quarter Ending June 30	3rd Quarter Ending Sept 30	4th Quarter Ending Dec. 31	Total	Unreleased Appropriations	Unobligated Allotment	Unpaid Obligations (15-20) = (23+24)	
		16	17	18	19	20=(16+17+18+19)	21=(5-10)	22=(10-15)	23	24
<b>Communication Expenses</b>	5020500000	1,337,934.22	3,349,467.60	2,282,938.65	3,029,474.23	9,999,814.70	-	215,520.74	81,502.78	1,959,350.40
Postage and Courier Services	5020501000	631,407.77	2,229,858.94	1,311,270.54	2,324,857.19	6,497,394.44	-	130.16	28,125.00	1,959,350.40
Telephone Expenses	5020502000	545,964.34	740,201.09	805,487.20	538,408.88	2,630,061.51	-	171,893.95	38,044.54	-
Mobile	5020502001	107,436.97	307,696.61	361,602.28	30,332.40	807,068.26	-	84,931.74	-	-
Landline	5020502002	438,527.37	432,504.48	443,884.92	508,076.48	1,822,993.25	-	86,962.21	38,044.54	-
Internet Subscription Expenses	5020503000	146,131.75	352,877.58	162,880.91	169,508.16	831,398.40	-	34,456.98	15,333.24	-
Cable, Satellite, Telegraph and Radio Expenses	5020504000	14,430.36	26,529.99	3,300.00	(3,300.00)	40,960.35	-	9,039.65	-	-
Confidential, Intelligence and Extraordinary Expenses	5021000000	84,032.12	84,800.00	27,400.00	74,100.00	270,332.12	-	109,667.88	-	-
Extraordinary and Miscellaneous Expenses	5021003000	84,032.12	84,800.00	27,400.00	74,100.00	270,332.12	-	109,667.88	-	-
Professional Services	5021100000	3,632,893.26	5,467,232.58	5,867,180.79	8,793,143.42	23,760,450.05	-	-	23,247.02	-
Legal Services	5021101000	137,500.00	189,950.00	180,903.00	237,285.00	745,638.00	-	-	400.00	-
Auditing Services	5021102000	-	-	-	395,773.38	395,773.38	-	-	-	-
Other Professional Services	5021199000	3,495,393.26	5,277,282.58	5,686,277.79	8,160,085.04	22,619,038.67	-	-	22,847.02	-
General Services	5021200000	3,450,179.13	3,279,138.50	3,602,493.51	8,030,353.86	18,362,165.00	-	13,942.83	1,126,892.17	-
Janitorial Services	5021202000	1,615,129.36	1,904,852.69	1,937,818.35	3,221,716.32	8,679,516.72	-	-	1,126,892.17	-
Security Services	5021203000	1,827,830.88	1,374,285.81	1,664,675.16	4,808,637.54	9,675,429.39	-	-	-	-
Other General Services	5021299000	7,218.89	-	-	-	7,218.89	-	13,942.83	-	-
Repairs and Maintenance	5021300000	370,719.45	239,087.12	2,244,742.85	1,467,082.40	4,321,631.82	-	60,577.92	12,862.00	8,583,928.26
Repairs and Maintenance - Buildings and Other Structures	5021304000	236,465.00	167,994.00	1,335,000.00	1,368,835.00	3,108,294.00	-	-	-	8,339,354.76
Buildings	5021304001	236,465.00	167,994.00	1,335,000.00	1,368,835.00	3,108,294.00	-	-	-	8,339,354.76
Other Structures	5021304099	-	-	-	-	-	-	-	-	-
Repairs and Maintenance - Machinery and Equipment	5021305000	19,085.00	28,100.00	865,553.75	62,506.75	975,245.50	-	60,205.74	-	-
Machinery	5021305001	-	2,950.00	-	-	2,950.00	-	53,050.00	-	-
Office Equipment	5021305002	19,085.00	-	734,303.25	62,506.75	815,895.00	-	7,056.24	150.00	123,850.00
Information and Communication Technology Equipment	5021305003	-	25,150.00	131,250.50	-	156,400.50	-	99.50	-	-
Repairs and Maintenance - Transportation Equipment	5021306000	75,735.45	42,993.12	44,189.10	35,140.65	198,058.32	-	68.18	10,650.00	120,723.50
Repairs and Maintenance - Furniture and Fixtures	5021307000	-	-	-	-	-	-	-	-	-
Repairs and Maintenance - Other Property, Plant and Equipment	5021399000	39,434.00	-	-	600.00	40,034.00	-	304.00	2,062.00	-
Taxes, Insurance Premiums and Other Fees	5021500000	35,317.73	326,599.16	17,699.21	13,225.50	392,841.60	-	107,158.40	-	-
Taxes, Duties and Licenses	5021501001	8,778.12	-	9,949.06	-	18,727.18	-	11,272.82	-	-
Fidelity Bond Premiums	5021502000	7,042.50	13,509.00	1,183.50	13,225.50	34,960.50	-	60,039.50	-	-
Insurance Expenses	5021503000	19,497.11	313,090.16	6,566.65	-	339,153.92	-	35,846.08	-	-
Other Maintenance and Operating Expenses	5029900000	58,154,579.30	67,502,356.26	74,764,177.55	47,845,861.36	248,266,974.47	-	326,010.11	8,013,819.84	1,465,050.00
Advertising Expenses	5029901000	103,560.00	-	75,000.00	312,832.00	491,392.00	-	93,608.00	-	-
Printing and Publication Expenses	5029902000	92,414.81	27,688.58	1,101,392.00	569,096.50	1,790,591.89	-	100,521.28	28,341.25	1,393,750.00
Representation Expenses	5029903000	1,544,526.70	2,791,218.10	2,014,586.47	2,603,450.99	8,953,782.26	-	984.26	160,933.48	71,300.00
Transportation and Delivery Expenses	5029904000	490.00	6,500.00	-	4,583.00	11,573.00	-	56,837.00	3,590.00	-
Rent/Lease Expenses	5029905000	1,045,627.15	2,605,072.76	1,416,130.95	1,954,588.80	7,021,419.66	-	45,230.34	-	-
Rents - Building and Structures	5029905001	643,250.00	21,000.00	560,860.00	175,500.00	1,400,610.00	-	45,230.34	-	-
Rents - Motor Vehicles	5029905003	31,500.00	804,700.00	313,400.00	483,750.00	1,633,350.00	-	-	-	-
Rents - Equipment	5029905004	370,877.15	1,779,372.76	541,870.95	1,295,338.80	3,987,459.66	-	-	-	-
Subscription Expenses	5029907000	-	55,440.00	-	693,388.00	748,828.00	-	1,172.00	-	-
ICT Software Subscription	5029907001	-	-	-	685,100.00	685,100.00	-	-	-	-
Other Subscription Expenses	5029907099	-	55,440.00	-	28,288.00	83,728.00	-	1,172.00	-	-
Donations	5029908000	55,367,960.64	62,016,436.82	69,657,068.13	41,707,922.07	228,749,387.66	-	27,657.23	7,820,955.11	-
		-	-	500,000.00	-	500,000.00	-	-	-	-

SUMMARY OF APPROPRIATIONS, ALLOTMENTS, OBLIGATIONS, DISBURSEMENTS AND BALANCES BY OBJECT OF EXPENDITURES  
As of December 31, 2017

Authorization: 01 - Current Year Appropriations


Department : Department of National Defense (DND)  
Agency : Philippine Veterans Affairs Office (PVAO) - Proper  
Operating Unit : N/A  
Organization Code (UACS) : 170050000000  
Funding Source Code (as clustered) : 01 - Regular Agency Fund


Particulars	UACS CODE	Appropriation			Allotments					Current Year Obligations				
		Authorized Appropriation	Adjustments (Transfer To/From Realignment)	Adjusted Appropriations	Allotments Received	Adjustments (Withdrawal, Realignment)	Transfer To	Transfer From	Adjusted Total Allotments	1st Quarter Ending March 31	2nd Quarter Ending June 30	3rd Quarter Ending Sept 30	4th Quarter Ending Dec. 31	Total
1	2	3	4	5=(3+4)	6	7	8	9	10=[(6+(-)7)-8+9]	11	12	13	14	15=(11+12+13+14)
<b>Capital Outlays</b>		381,486,000.00	-	381,486,000.00	381,486,000.00	-	-	-	381,486,000.00	-	-	8,600,000.00	372,766,808.00	381,366,808.00
Property, Plant and Equipment Outlay	5060400000	381,486,000.00	-	381,486,000.00	381,486,000.00	-	-	-	381,486,000.00	-	-	8,600,000.00	372,766,808.00	381,366,808.00
Buildings and Other Structures	5060404000	12,643,000.00	-	12,643,000.00	12,643,000.00	-	-	-	12,643,000.00	-	-	8,600,000.00	4,043,000.00	12,643,000.00
Buildings	5060404001	12,092,000.00	-	12,092,000.00	12,092,000.00	-	-	-	12,092,000.00	-	-	8,600,000.00	3,492,000.00	12,092,000.00
Other Structures	5060404099	551,000.00	-	551,000.00	551,000.00	-	-	-	551,000.00	-	-	-	551,000.00	551,000.00
Machinery and Equipment Outlay	5060405000	8,150,000.00	-	8,150,000.00	8,150,000.00	-	-	-	8,150,000.00	-	-	-	8,030,808.00	8,030,808.00
Information and Communication Technology Equipment	5060405003	55,000.00	-	55,000.00	55,000.00	-	-	-	55,000.00	-	-	-	55,000.00	55,000.00
ICT Software	5060405015	8,000,000.00	-	8,000,000.00	8,000,000.00	-	-	-	8,000,000.00	-	-	-	7,880,808.00	7,880,808.00
Other Machinery and Equipment	5060405099	95,000.00	-	95,000.00	95,000.00	-	-	-	95,000.00	-	-	-	95,000.00	95,000.00
Furniture, Fixtures and Books Outlay	5060407000	150,000.00	-	150,000.00	150,000.00	-	-	-	150,000.00	-	-	-	150,000.00	150,000.00
Furniture and Fixtures	5060407001	150,000.00	-	150,000.00	150,000.00	-	-	-	150,000.00	-	-	-	150,000.00	150,000.00
Heritage Assets	5060408000	360,543,000.00	-	360,543,000.00	360,543,000.00	-	-	-	360,543,000.00	-	-	-	360,543,000.00	360,543,000.00
Other Heritage Assets	5060408099	360,543,000.00	-	360,543,000.00	360,543,000.00	-	-	-	360,543,000.00	-	-	-	360,543,000.00	360,543,000.00
<b>I. Automatic Appropriations</b>														
Retirement and Life Insurance Premiums	01104102	11,191,000.00	-	11,191,000.00	11,191,000.00	-	-	-	11,191,000.00	2,616,821.03	2,604,509.73	2,545,286.41	2,784,520.42	10,551,137.59
Personnel Services		11,191,000.00	-	11,191,000.00	11,191,000.00	-	-	-	11,191,000.00	2,616,821.03	2,604,509.73	2,545,286.41	2,784,520.42	10,551,137.59
Personnel Benefit Contributions	5010300000	11,191,000.00	-	11,191,000.00	11,191,000.00	-	-	-	11,191,000.00	2,616,821.03	2,604,509.73	2,545,286.41	2,784,520.42	10,551,137.59
Retirement and Life Insurance Premiums	5010301000	11,191,000.00	-	11,191,000.00	11,191,000.00	-	-	-	11,191,000.00	2,616,821.03	2,604,509.73	2,545,286.41	2,784,520.42	10,551,137.59
<b>II. Special Purpose Fund</b>			10,094,239,745.00	10,094,239,745.00	10,094,239,745.00	-	-	-	10,094,239,745.00	2,536,895,218.24	2,534,085,508.21	2,412,694,554.83	2,610,564,342.58	10,094,239,623.86
Pension and Gratuity Fund	01101407	-	10,090,182,153.00	10,090,182,153.00	10,090,182,153.00	-	-	-	10,090,182,153.00	2,536,895,218.24	2,534,085,508.21	2,412,694,554.83	2,606,506,772.44	10,090,182,053.72
Personnel Services		-	10,090,182,153.00	10,090,182,153.00	10,090,182,153.00	-	-	-	10,090,182,153.00	2,536,895,218.24	2,534,085,508.21	2,412,694,554.83	2,606,506,772.44	10,090,182,053.72
Other Personnel Benefits	5010400000	-	10,090,182,153.00	10,090,182,153.00	10,090,182,153.00	-	-	-	10,090,182,153.00	2,536,895,218.24	2,534,085,508.21	2,412,694,554.83	2,606,506,772.44	10,090,182,053.72
Pension Benefits	5010401000	-	10,086,964,652.00	10,086,964,652.00	10,086,964,652.00	-	-	-	10,086,964,652.00	2,535,936,927.48	2,533,984,495.59	2,412,525,695.62	2,604,517,437.15	10,086,964,555.84
Pension Benefits - Veterans	5010401003	-	10,086,964,652.00	10,086,964,652.00	10,086,964,652.00	-	-	-	10,086,964,652.00	2,535,936,927.48	2,533,984,495.59	2,412,525,695.62	2,604,517,437.15	10,086,964,555.84
Terminal Leave Benefits	5010403000	-	3,217,501.00	3,217,501.00	3,217,501.00	-	-	-	3,217,501.00	958,290.76	101,012.62	168,859.21	1,989,335.29	3,217,497.88
Terminal Leave Benefits - Civilian	5010403001	-	3,217,501.00	3,217,501.00	3,217,501.00	-	-	-	3,217,501.00	958,290.76	101,012.62	168,859.21	1,989,335.29	3,217,497.88
Miscellaneous Personnel Benefits Fund	1101406	-	4,057,592.00	4,057,592.00	4,057,592.00	-	-	-	4,057,592.00	-	-	-	4,057,570.14	4,057,570.14
Personnel Services		-	4,057,592.00	4,057,592.00	4,057,592.00	-	-	-	4,057,592.00	-	-	-	4,057,570.14	4,057,570.14
Other Compensation	5010400000	-	4,057,592.00	4,057,592.00	4,057,592.00	-	-	-	4,057,592.00	-	-	-	4,057,570.14	4,057,570.14
Other Allowances and Bonuses	5010401000	-	4,057,592.00	4,057,592.00	4,057,592.00	-	-	-	4,057,592.00	-	-	-	4,057,570.14	4,057,570.14
Performance Based Bonus - Civilian	5010299014	-	4,057,592.00	4,057,592.00	4,057,592.00	-	-	-	4,057,592.00	-	-	-	4,057,570.14	4,057,570.14
<b>Grand Total</b>		910,479,594.00	10,094,239,745.00	11,004,719,339.00	11,004,719,339.00	(0.00)	-	-	11,004,719,339.00	2,655,132,947.44	2,665,307,229.30	2,539,610,571.16	3,139,682,219.09	10,999,732,966.99


SUMMARY OF APPROPRIATIONS, ALLOTMENTS, OBLIGATIONS, DISBURSEMENTS AND BALANCES BY OBJECT OF EXPENDITURES  
As of December 31, 2017


Department : Department of National Defense (DND)  
Agency : Philippine Veterans Affairs Office (PVAO) - Proper  
Operating Unit : N/A  
Organization Code (UACS) : 170050000000  
Funding Source Code (as clustered) : 01 - Regular Agency Fund

Particulars	UACS CODE	Current Year Disbursements					Balances			
		1st Quarter Ending March 31	2nd Quarter Ending June 30	3rd Quarter Ending Sept 30	4th Quarter Ending Dec. 31	Total	Unreleased Appropriations	Unobligated Allotment	Unpaid Obligations (15-20) = (23+24)	
1	2	16	17	18	19	20=(16+17+18+19)	21=(5-10)	22=(10-15)	23	24
<b>Capital Outlays</b>		-	-	8,600,000.00	359,500,000.00	368,100,000.00	-	119,192.00	-	13,266,808.00
Property, Plant and Equipment Outlay	5060400000	-	-	8,600,000.00	359,500,000.00	368,100,000.00	-	119,192.00	-	13,266,808.00
Buildings and Other Structures	5060404000	-	-	8,600,000.00	3,200,000.00	11,800,000.00	-	-	-	843,000.00
Buildings	5060404001	-	-	8,600,000.00	3,200,000.00	11,800,000.00	-	-	-	292,000.00
Other Structures	5060404099	-	-	-	-	-	-	-	-	551,000.00
Machinery and Equipment Outlay	5060405000	-	-	-	150,000.00	150,000.00	-	119,192.00	-	7,880,808.00
Information and Communication Technology Equipment	5060405003	-	-	-	55,000.00	55,000.00	-	-	-	-
ICT Software	5060405015	-	-	-	-	-	-	119,192.00	-	7,880,808.00
Other Machinery and Equipment	5060405099	-	-	-	95,000.00	95,000.00	-	-	-	-
Furniture, Fixtures and Books Outlay	5060407000	-	-	-	150,000.00	150,000.00	-	-	-	-
Furniture and Fixtures	5060407001	-	-	-	150,000.00	150,000.00	-	-	-	-
Heritage Assets	5060408000	-	-	-	356,000,000.00	356,000,000.00	-	-	-	4,543,000.00
Other Heritage Assets	5060408099	-	-	-	356,000,000.00	356,000,000.00	-	-	-	4,543,000.00
<b>II. Automatic Appropriations</b>										
Retirement and Life Insurance Premiums	01104102	2,616,821.03	2,604,509.73	2,545,286.41	2,784,520.42	10,551,137.59	-	639,862.41	-	-
Personnel Services		2,616,821.03	2,604,509.73	2,545,286.41	2,784,520.42	10,551,137.59	-	639,862.41	-	-
Personnel Benefit Contributions	5010300000	2,616,821.03	2,604,509.73	2,545,286.41	2,784,520.42	10,551,137.59	-	639,862.41	-	-
Retirement and Life Insurance Premiums	5010301000	2,616,821.03	2,604,509.73	2,545,286.41	2,784,520.42	10,551,137.59	-	639,862.41	-	-
Pension and Gratuity Fund	01101407	2,536,895,218.24	2,534,085,508.21	2,412,694,554.83	2,371,942,842.58	9,855,618,123.86	-	121.14	238,621,500.00	-
Pension and Gratuity Fund	01101407	2,536,895,218.24	2,534,085,508.21	2,412,694,554.83	2,367,885,272.44	9,851,560,553.72	-	99.28	238,621,500.00	-
Personnel Services		2,536,895,218.24	2,534,085,508.21	2,412,694,554.83	2,367,885,272.44	9,851,560,553.72	-	99.28	238,621,500.00	-
Other Personnel Benefits	5010400000	2,536,895,218.24	2,534,085,508.21	2,412,694,554.83	2,367,885,272.44	9,851,560,553.72	-	99.28	238,621,500.00	-
Pension Benefits	5010401000	2,535,936,927.48	2,533,984,495.59	2,412,525,695.62	2,365,895,937.15	9,848,343,055.84	-	96.16	238,621,500.00	-
Pension Benefits - Veterans	5010401003	2,535,936,927.48	2,533,984,495.59	2,412,525,695.62	2,365,895,937.15	9,848,343,055.84	-	96.16	238,621,500.00	-
Terminal Leave Benefits	5010403000	958,290.76	101,012.62	168,859.21	1,989,335.29	3,217,497.88	-	3.12	-	-
Terminal Leave Benefits - Civilian	5010403001	958,290.76	101,012.62	168,859.21	1,989,335.29	3,217,497.88	-	3.12	-	-
Miscellaneous Personnel Benefits Fund	1101406	-	-	-	4,057,570.14	4,057,570.14	-	21.86	-	-
Personnel Services		-	-	-	4,057,570.14	4,057,570.14	-	21.86	-	-
Other Compensation	5010400000	-	-	-	4,057,570.14	4,057,570.14	-	21.86	-	-
Other Allowances and Bonuses	5010401000	-	-	-	4,057,570.14	4,057,570.14	-	21.86	-	-
Performance Based Bonus - Civilian	5010299014	-	-	-	4,057,570.14	4,057,570.14	-	21.86	-	-
<b>Grand Total</b>		<b>2,644,466,867.80</b>	<b>2,659,944,062.13</b>	<b>2,549,557,758.41</b>	<b>2,871,006,475.31</b>	<b>10,724,975,163.65</b>	<b>-</b>	<b>4,986,372.01</b>	<b>249,225,204.68</b>	<b>25,532,598.66</b>

Certified Correct:  
  
GRACIA N. BACAY  
Chief, Budget Section

Certified Correct:  
  
ELIZABETH C. RIVERA  
Chief, Accounting Section

Recommending Approval:  
  
VIRGINIA LOPEZ  
Acting Chief, Planning and Management Division

Approved By:  
  
LTGEN ERNESTO G. CAPIO AFP(RET)  
Administrator


SUMMARY OF APPROPRIATIONS, ALLOTMENTS, OBLIGATIONS, DISBURSEMENTS AND BALANCES BY OBJECT OF EXPENDITURES  
As of December 31, 2017

FAR No. 1-A

Department : Department of National Defense (DND)  
Agency : Philippine Veterans Affairs Office (PVAO) - Proper  
Operating Unit : N/A  
Organization Code (UACS) : 170050000000  
Funding Source Code (as clustered) : 01 - Regular Agency Fund

Authorization: 02 - Continuing Appropriations

Particulars	UACS CODE	Appropriation			Allotments					Current Year Obligations				
		Authorized Appropriation	Adjustments (Transfer To/From)	Adjusted Appropriations	Allotments Received	Adjustments (Withdrawal, Realignment)	Transfer To	Transfer From	Adjusted Total Allotments	1st Quarter Ending March 31	2nd Quarter as of June 30	3rd Quarter as of Sept 30	4th Quarter	Total
1	2	3	4	5=(3+4)	6	7	8	9	10=[(6+(-)7)-8+9]	11	12	13	14	15=(11+12+13+14)
<b>Agency Specific Budget</b>														
Specific Budgets of National Government Agencies	01102101	20,887,704.87	-	20,887,704.87	20,887,704.87	-	-	-	20,887,704.87	365,013.28	1,257,685.84	5,316,151.84	13,924,261.53	20,863,112.49
Maintenance and Other Operating Expenses		17,374,228.95	-	17,374,228.95	17,374,228.95	-	-	-	17,374,228.95	365,013.28	959,685.84	4,013,165.19	12,029,832.53	17,367,696.84
Training and Scholarship Expenses	5020200000	466,000.00	-	466,000.00	466,000.00	-	-	-	466,000.00	-	-	-	466,000.00	466,000.00
ICT Training Expenses	5020201001	466,000.00	-	466,000.00	466,000.00	-	-	-	466,000.00	-	-	-	466,000.00	466,000.00
Supplies and Materials Expenses	5020300000	833,326.67	(735,587.87)	97,738.80	833,326.67	(735,587.87)	-	-	97,738.80	-	-	-	97,738.80	97,738.80
Other Supplies and Materials Expenses	5020399000	833,326.67	(735,587.87)	97,738.80	833,326.67	(735,587.87)	-	-	97,738.80	-	-	-	97,738.80	97,738.80
Professional Services	5021100000	6,000,000.00	160,000.00	6,160,000.00	6,000,000.00	160,000.00	-	-	6,160,000.00	-	160,000.00	582,375.98	5,416,990.94	6,159,366.92
Other Professional Services	5021199000	6,000,000.00	160,000.00	6,160,000.00	6,000,000.00	160,000.00	-	-	6,160,000.00	-	160,000.00	582,375.98	5,416,990.94	6,159,366.92
General Services	5021200000	594,878.28	(224,097.97)	370,780.31	594,878.28	(224,097.97)	-	-	370,780.31	365,013.28	-	-	-	365,013.28
Security Services	5021203000	365,013.28	-	365,013.28	365,013.28	-	-	-	365,013.28	365,013.28	-	-	-	365,013.28
Other General Services	5021299000	229,865.00	(224,097.97)	5,767.03	229,865.00	(224,097.97)	-	-	5,767.03	-	-	-	-	-
Repairs and Maintenance	5021300000	9,480,024.00	799,685.84	10,279,709.84	9,480,024.00	799,685.84	-	-	10,279,709.84	-	799,685.84	3,430,789.21	6,049,102.79	10,279,577.84
Buildings	5021304001	9,480,024.00	799,685.84	10,279,709.84	9,480,024.00	799,685.84	-	-	10,279,709.84	-	799,685.84	3,430,789.21	6,049,102.79	10,279,577.84
Capital Outlays		3,513,475.92	-	3,513,475.92	3,513,475.92	-	-	-	3,513,475.92	-	298,000.00	1,302,986.65	1,894,429.00	3,495,415.65
Machinery and Equipment Outlay	5060405000	3,513,475.92	-	3,513,475.92	3,513,475.92	-	-	-	3,513,475.92	-	298,000.00	1,302,986.65	1,894,429.00	3,495,415.65
Information and Communication Technology Equipment	5060405003	2,457,482.00	-	2,457,482.00	2,457,482.00	-	-	-	2,457,482.00	-	298,000.00	1,302,986.65	840,201.43	2,441,188.08
ICT Software	5060405015	1,055,993.92	-	1,055,993.92	1,055,993.92	-	-	-	1,055,993.92	-	-	-	1,054,227.57	1,054,227.57
<b>Grand Total</b>		<b>20,887,704.87</b>	<b>-</b>	<b>20,887,704.87</b>	<b>20,887,704.87</b>	<b>-</b>	<b>-</b>	<b>-</b>	<b>20,887,704.87</b>	<b>365,013.28</b>	<b>1,257,685.84</b>	<b>5,316,151.84</b>	<b>13,924,261.53</b>	<b>20,863,112.49</b>



SUMMARY OF APPROPRIATIONS, ALLOTMENTS, OBLIGATIONS, DISBURSEMENTS AND BALANCES BY OBJECT OF EXPENDITURES  
As of December 31, 2017

Authorization: 02 - Continuing Appropriations


Department : Department of National Defense (DND)  
Agency : Philippine Veterans Affairs Office (PVAO) - Proper  
Operating Unit : N/A  
Organization Code (UACS) : 170050000000  
Funding Source Code (as clustered) : 01 - Regular Agency Fund

Particulars	UACS CODE	Current Year Disbursements					Balances			
		1st Quarter Ending March 31	2nd Quarter as of June 30	3rd Quarter as of Sept 30	4th Quarter	Total	Unreleased Appropriations	Unobligated Allotment	Unpaid Obligations (15-20) = (23+24)	
1	2	16	17	18	19	20=(16+17+18+19)	21=(5-10)	22=(10-15)	23 Due and Demandable	24 Not Yet Due and Demandable
Agency Specific Budget										
Specific Budgets of National Government Agencies	01102101	365,013.28	160,000.00	582,375.98	14,010,266.62	15,117,655.88	-	24,592.38	-	5,745,456.61
Maintenance and Other Operating Expenses		365,013.28	160,000.00	582,375.98	11,189,279.97	12,296,669.23	-	6,532.11	-	5,071,027.61
Training and Scholarship Expenses	5020200000	-	-	-	466,000.00	466,000.00	-	-	-	-
ICT Training Expenses	5020201001	-	-	-	466,000.00	466,000.00	-	-	-	-
Supplies and Materials Expenses	5020300000	-	-	-	-	-	-	-	-	97,738.80
Other Supplies and Materials Expenses	5020399000	-	-	-	-	-	-	-	-	97,738.80
Professional Services	5021100000	-	160,000.00	582,375.98	5,416,990.94	6,159,366.92	-	633.08	-	-
Other Professional Services	5021199000	-	160,000.00	582,375.98	5,416,990.94	6,159,366.92	-	-	-	-
General Services	5021200000	365,013.28	-	-	-	365,013.28	-	5,767.03	-	-
Security Services	5021203000	365,013.28	-	-	-	365,013.28	-	-	-	-
Other General Services	5021299000	-	-	-	-	-	-	5,767.03	-	-
Repairs and Maintenance	5021300000	-	-	-	5,306,289.03	5,306,289.03	-	132.00	-	4,973,288.81
Buildings	5021304001	-	-	-	5,306,289.03	5,306,289.03	-	132.00	-	4,973,288.81
Capital Outlays		-	-	-	2,820,986.65	2,820,986.65	-	18,060.27	-	674,429.00
Machinery and Equipment Outlay	5060405000	-	-	-	2,820,986.65	2,820,986.65	-	18,060.27	-	674,429.00
Information and Communication Technology Equipment	5060405003	-	-	-	1,766,759.08	1,766,759.08	-	16,293.92	-	674,429.00
ICT Software	5060405015	-	-	-	1,054,227.57	1,054,227.57	-	1,766.35	-	-
<b>Grand Total</b>		<b>365,013.28</b>	<b>160,000.00</b>	<b>582,375.98</b>	<b>14,010,266.62</b>	<b>15,117,655.88</b>	<b>-</b>	<b>24,592.38</b>	<b>-</b>	<b>5,745,456.61</b>

Certified Correct:

  
GRACIA N. BACCAY  
Chief, Budget Section


Certified Correct:

  
ELIZABETH C. RIVERA  
Chief, Accounting Section

Recommending Approval:

  
VIRGINIA B. LOPEZ  
Acting Chief, Planning and Management Division

Approved By:

  
LTGEN ERNESTO G. CAROLINA AFP(RET)  
Administrator