


MONTHLY REPORT OF DISBURSEMENTS
For the month of August, 2017

Department: Department of National Defense (DND)						Agency: Philippine Veterans Affairs Office (PVAO) - Proper										Operating Unit: N/A												
Organization Code (UACS): 17005000000						Fund Cluster: 06 - Business Type Income										Report Status: FOR APPROVAL												
PARTICULARS	CURRENT YEAR BUDGET					PRIOR YEAR'S BUDGET										SUB-TOTAL	TRUST LIABILITIES				GRAND TOTAL					REMARKS		
	PS	MOOE	Fin. Exp	CO	TOTAL	PRIOR YEAR'S ACCOUNTS PAYABLE					CURRENT YEAR'S ACCOUNTS PAYABLE						PS	MOOE	CO	TOTAL	PS	MOOE	Fin. Exp	CO	TOTAL			
						7	8	9	10	Sub-Total	11	12	13	14	15												16	17
1	2	3	4	5	6=(2)+3+4+5	7	8	9	10	11=(7)+8+9+10	12	13	14	15	16=(12)+13+14+15	17=(11)+16	18=(17)	19	20	21	22=(19)+20+21	23	24	25	26	27=(23)+24+25+26	28	
Notice of Cash Allocation (NCA)		401,859.25			401,859.25												401,859.25											
MDS Checks Issued		401,859.25			401,859.25												401,859.25											
Advice to Debit Account																												
Notice of Transfer of Allocation (NTA)																												
MDS Checks Issued																												
Advice to Debit Account																												
Working Fund (NCA issued to BTr)																												
Tax Remittance Advices Issued (TRA)																												
Cash Disbursement Ceiling (CDC)																												
Non-Cash Availment Authority (NCAA)																												
Others (CDT, BTr Docs Stamp, etc.)																												

Summary


PARTICULARS	PREVIOUS REPORT	CURRENT MONTH	AS OF DATE
(1)	(2)	(3)	(4)
Total Disbursement Authorities Received			
NCA	27,867,584.97	1,223,034.08	29,090,619.05
Working Fund			
TRA			
CDC			
NCAA			
Others (CDT, BTr Docs Stamp, etc.)			
Less: Notice of Transfer Allocations (NTA)* issued			
Total Disbursements Authorities Available	27,867,584.97	1,223,034.08	29,090,619.05
Less:			
Lapsed NCA			
Disbursements		401,859.25	401,859.25
Balance of Disbursements Authorities as of to date	27,867,584.97	821,174.83	28,688,759.80
Total Disbursements Program	27,867,584.97	1,223,034.08	29,090,619.05
Less: * Actual Disbursements	7,882,608.19	401,859.25	8,284,467.44
(Over) Under spending-	19,984,976.78	821,174.83	20,806,151.61


Certified Correct:


Rivera, Elizabeth C.
Agency Chief Accountant

Date: 13/Sep/2017

Approved By:


Head of Agency or Authorized Representative
Date:



STATEMENT OF ALLOCATION VIS-À-VIS DISBURSEMENTS AND BALANCES - REGIONAL ALLOCATION
As of the August 31, 2017

Department DEPARTMENT OF NATIONAL DEFENSE
Agency PHILIPPINE VETERANS AFFAIRS OFFICE
Operating Unit :
Organization Code 170050000000
Funding Source Code 01101101

Particulars	UACS CODE	Adjusted Total Allotments for the 2nd Quarter	Current Year Allocations							Current Year Disbursement							BALANCES	
			Jan	Feb	March	April	May	June	TOTAL	Jan	Feb	March	April	May	June	Total	Unobligated Allotment	Unpaid Obligations
[1]	[2]	[3]	[4]	[5]	[6]	[7]	[8]	[9]	10=(4+5+6+7+8+9)	[11]	[12]	[13]	[14]	[15]	[16]	17=(11+12+13+14+15+16)	[18]	[19]
I. SPECIAL PURPOSE FUND																		
MFO 1 - ADMINISTRATION OF VETERANS PENSION AND BENEFITS PROGRAM																		
Major Program and Project:																		
For Payment of Veterans' Pensions	5104010 03	5,069,924,000.00	824,751,928.56	824,751,498.92	886,433,500.00	844,660,824.06	844,662,829.21	844,660,842.32	5,069,921,423.07	824,751,928.56	824,751,498.92	886,433,500.00	844,660,824.06	844,662,829.21	844,660,842.32	5,069,921,423.07	2,576.93	
Region 1			67,264,100.00	67,100,598.92	71,736,100.00	66,039,633.14	63,702,251.99	64,251,700.00	400,094,384.05	67,264,100.00	67,100,598.92	71,736,100.00	66,039,633.14	63,702,251.99	64,251,700.00	400,094,384.05		
Region 2			27,398,700.00	26,226,300.00	27,234,400.00	25,828,700.00	27,241,400.00	28,454,191.67	162,383,691.67	27,398,700.00	26,226,300.00	27,234,400.00	25,828,700.00	27,241,400.00	28,454,191.67	162,383,691.67		
Region 3			120,545,150.00	118,955,250.00	123,706,450.00	117,240,841.16	117,265,310.05	117,177,150.00	714,890,151.21	120,545,150.00	118,955,250.00	123,706,450.00	117,240,841.16	117,177,150.00	714,890,151.21			
Region 4			155,057,328.56	150,940,100.00	162,502,191.67	156,182,478.10	153,660,519.35	155,702,589.89	934,045,207.57	155,057,328.56	150,940,100.00	162,502,191.67	156,182,478.10	153,660,519.35	155,702,589.89	934,045,207.57		
Region 5			30,307,066.67	29,375,066.67	31,728,166.67	30,708,566.67	32,195,469.42	32,975,450.01	187,289,786.11	30,307,066.67	29,375,066.67	31,728,166.67	30,708,566.67	32,195,469.42	32,975,450.01	187,289,786.11		
Region 6			48,280,500.00	48,131,000.00	49,518,969.35	47,971,969.35	47,020,000.00	46,858,100.00	287,780,538.70	48,280,500.00	48,131,000.00	49,518,969.35	47,971,969.35	47,020,000.00	46,858,100.00	287,780,538.70		
Region 7			36,623,000.00	35,079,800.00	40,699,900.28	38,905,100.00	37,709,583.97	38,551,200.00	227,568,584.25	36,623,000.00	35,079,800.00	40,699,900.28	38,905,100.00	37,709,583.97	38,551,200.00	227,568,584.25		
Region 8			22,964,000.00	22,139,900.00	23,321,700.00	22,812,200.00	23,449,100.00	24,288,600.00	138,975,500.00	22,964,000.00	22,139,900.00	23,321,700.00	22,812,200.00	23,449,100.00	24,288,600.00	138,975,500.00		
Region 9			30,289,300.00	29,680,200.00	33,949,500.00	33,543,400.00	33,181,377.42	31,929,300.00	192,573,077.42	30,289,300.00	29,680,200.00	33,949,500.00	33,543,400.00	33,181,377.42	31,929,300.00	192,573,077.42		
Region 10			35,853,200.00	36,045,200.00	37,566,700.00	35,970,391.67	36,042,150.00	33,747,400.00	215,225,041.67	35,853,200.00	36,045,200.00	37,566,700.00	35,970,391.67	36,042,150.00	33,747,400.00	215,225,041.67		
Region 11			18,789,900.00	17,177,400.00	19,883,900.00	19,620,500.00	20,535,491.67	19,414,800.00	115,421,991.67	18,789,900.00	17,177,400.00	19,883,900.00	19,620,500.00	20,535,491.67	19,414,800.00	115,421,991.67		
Region 12			22,573,350.00	22,338,250.00	25,861,888.70	25,281,818.97	24,196,950.00	25,832,750.00	146,085,007.67	22,573,350.00	22,338,250.00	25,861,888.70	25,281,818.97	24,196,950.00	25,832,750.00	146,085,007.67		
Region 13			11,695,800.00	11,287,300.00	12,095,100.00	11,950,000.00	12,199,400.00	12,308,100.00	71,535,700.00	11,695,800.00	11,287,300.00	12,095,100.00	11,950,000.00	12,199,400.00	12,308,100.00	71,535,700.00		
ARMM			16,978,933.33	16,081,933.33	15,900,433.33	18,656,233.33	17,101,786.09	17,902,410.75	102,621,730.16	16,978,933.33	16,081,933.33	15,900,433.33	18,656,233.33	17,101,786.09	17,902,410.75	102,621,730.16		
CAR			15,943,300.00	14,828,500.00	18,166,800.00	17,415,350.00	16,273,000.00	15,750,200.00	98,377,150.00	15,943,300.00	14,828,500.00	18,166,800.00	17,415,350.00	16,273,000.00	15,750,200.00	98,377,150.00		
NCR			161,819,500.00	156,195,400.00	164,689,800.00	149,581,241.67	156,968,039.25	153,282,200.00	942,536,180.92	161,819,500.00	156,195,400.00	164,689,800.00	149,581,241.67	156,968,039.25	153,282,200.00	942,536,180.92		
Other Countries			2,368,800.00	23,169,300.00	27,871,500.00	26,952,400.00	25,921,000.00	26,234,700.00	132,517,700.00	2,368,800.00	23,169,300.00	27,871,500.00	26,952,400.00	25,921,000.00	26,234,700.00	132,517,700.00		

STATEMENT OF ALLOCATION VIS-A-VIS DISBURSEMENTS AND BALANCES - REGIONAL ALLOCATION
As of the August 31, 2017

Department DEPARTMENT OF NATIONAL DEFENSE
Agency PHILIPPINE VETERANS AFFAIRS OFFICE
Operating Unit :
Organization Code 170050000000
Funding Source Code 01101101

Particulars	UACS CODE	Adjusted Total Allotments for the 3rd Qtr	Current Year Allocations								Current Year Disbursement								BALANCES	
			TOTAL Jan-June 2017	July	Aug	Sept	Oct	Nov	Dec	TOTAL	TOTAL Jan-June 2017	July	Aug	Sept	Oct	Nov	Dec	Total	Unobligated Allotment	Unpaid Obligations
[1]	[2]	[3]	[4]	[5]	[6]	[7]	[8]	[9]	[10]	11=(4+5+6+7+8+9+10)	[12]	[13]	[14]	[15]	[16]	[17]	[18]	19=(12+13+14+15+16+17)	[20]	[21]
I. SPECIAL PURPOSE FUND																				
MFO 1 - ADMINISTRATION OF																				
VETERANS PENSION & BENEFITS PROGRAM																				
for Program and Project:																				
Payment of Veterans' Pension	5104010 03	7,482,450,000.00	5,069,921,423.07	804,174,530.29	804,174,781.14	-	-	-	-	6,678,270,734.50	5,069,921,423.07	804,144,530.29	804,174,781.14	-	-	-	-	6,678,240,734.50	804,179,265.50	
Region 1			400,094,384.05	63,576,600.00	62,038,559.76					525,709,543.81	400,094,384.05	63,576,600.00	62,038,559.76					525,709,543.81		
Region 2			162,383,691.67	26,743,500.00	25,873,892.75					215,001,084.42	162,383,691.67	26,743,500.00	25,873,892.75					215,001,084.42		
Region 3			714,890,151.21	112,942,750.00	112,339,807.00					940,172,708.21	714,890,151.21	112,942,750.00	112,339,807.00					940,172,708.21		
Region 4			934,045,207.57	148,476,700.00	149,240,413.79					1,231,762,321.36	934,045,207.57	148,476,700.00	149,240,413.79					1,231,762,321.36		
Region 5			187,289,786.11	29,149,666.67	28,554,215.07					244,993,667.85	187,289,786.11	29,149,666.67	28,554,215.07					244,993,667.85		
Region 6			287,780,538.70	44,125,000.00	44,858,678.50					376,764,217.20	287,780,538.70	44,125,000.00	44,858,678.50					376,764,217.20		
Region 7			227,568,584.25	34,857,275.45	34,961,791.67					297,387,651.37	227,568,584.25	34,857,275.45	34,961,791.67					297,387,651.37		
Region 8			138,975,500.00	22,618,977.42	21,514,200.00					183,108,677.42	138,975,500.00	22,618,977.42	21,514,200.00					183,108,677.42		
Region 9			192,573,077.42	30,573,300.00	31,239,391.67					254,385,769.09	192,573,077.42	30,573,300.00	31,239,391.67					254,385,769.09		
Region 10			215,225,041.67	34,934,900.00	34,638,900.00					284,798,841.67	215,225,041.67	34,934,900.00	34,638,900.00					284,798,841.67		
Region 11			115,421,991.67	18,315,700.00	17,947,500.00					151,685,191.67	115,421,991.67	18,315,700.00	17,947,500.00					151,685,191.67		
Region 12			146,085,007.67	23,477,927.42	23,822,627.42					193,385,562.51	146,085,007.67	23,477,927.42	23,822,627.42					193,385,562.51		
Region 13			71,535,700.00	11,227,900.00	11,077,100.00					93,840,700.00	71,535,700.00	11,227,900.00	11,077,100.00					93,840,700.00		
ARMM			102,621,730.16	17,610,333.33	19,705,343.33					139,937,406.82	102,621,730.16	17,610,333.33	19,705,343.33					139,937,406.82		
CAR			98,377,150.00	15,287,000.00	16,689,622.00					130,353,772.00	98,377,150.00	15,287,000.00	16,689,622.00					130,353,772.00		
NCR			942,536,180.92	146,289,100.00	144,867,491.67					1,233,692,772.59	942,536,180.92	146,289,100.00	144,867,491.67					1,233,662,772.59		
Other Countries			132,517,700.00	23,967,900.00	24,806,246.51					181,290,846.51	132,517,700.00	23,967,900.00	24,806,246.51					181,290,846.51		

Prepared By:

GRACIANO BACCAY
Head, Budget Section

Prepared By:


ELIZABETH C. RIVERA
Chief, Accounting Section

Recommending Approval:

VIRGINIA D. LOPEZ
Acting Chief, Planning and Management Division

Approved By:

LT GEN ERNESTO G. CAROLINA AFP (RET)
Administrator




APPROPRIATIONS, OBLIGATIONS AND DISBURSEMENTS
As of the Month Ending August 31, 2017
(in thousand pesos)

ANNEX A


Department: Department of National Defense


Particulars	Available Appropriations	Allotment Releases		Obligations		Disbursements		
	Amount	Amount	% to Available Appropriation	Amount	% to Allotment	Amount	% to Allotment	% to Obligations
Philippine Veterans Affairs Office	11,076,268	8,045,938	72.64%	6,979,511	86.75%	6,973,797	86.67%	99.92%
Current Year	11,055,380	8,025,050	72.59%	6,974,458	86.91%	6,965,243	86.79%	99.87%
PS	10,286,313	7,624,937	74.13%	6,763,538	88.70%	6,763,826	88.71%	100.00%
MOOE	387,581	383,513	98.95%	210,920	55.00%	201,417	52.52%	95.49%
FinEX	-	-	-	-	-	-	-	-
CO	381,486	16,600	4.35%	-	0.00%	-	0.00%	0.00%
Prior Year	20,888	20,888	100.00%	5,053	24.19%	525	2.51%	10.39%
PS	-	-	-	-	-	-	-	-
MOOE	17,374	17,374	100.00%	4,755	27.37%	525	3.02%	11.04%
FinEX	-	-	-	-	-	-	-	-
CO	3,514	3,514	100.00%	298	8.48%	-	0.00%	0.00%
Accounts Payable						8,029		
PS						60		
MOOE						3,121		
MOOE AP								
FinEX								
CO						4,848		

Prepared by:



ELIZABETH C. RIVERA
Head, Accounting Section


Noted by:


GRACIA N. BACCAY
Head, Budget Section


VIRGINIA D. LOPEZ
Acting Chief, Planning and Management Division

Certified Correct:


LTGEN ERNESTO G. CAROLINA AFP (RET)
Administrator




MONTHLY REPORT OF DISBURSEMENTS
For the month of August, 2017

Department: Department of National Defense (DND)					Agency: Philippine Veterans Affairs Office (PVAO) - Proper										Operating Unit: N/A												
Organization Code (UACS): 170050000000					Fund Cluster: 01 - Regular Agency Fund										Report Status: FOR APPROVAL												
PARTICULARS	CURRENT YEAR BUDGET					PRIOR YEAR'S ACCOUNTS PAYABLE					CURRENT YEAR'S ACCOUNTS PAYABLE					SUB-TOTAL	TRUST LIABILITIES				GRAND TOTAL					REMARKS	
	PS	MOOE	Fin. Exp	CO	TOTAL	PS	MOOE	Fin. Exp	CO	Sub-Total	PS	MOOE	Fin. Exp	CO	Sub-Total		TOTAL	PS	MOOE	CO	TOTAL	PS	MOOE	Fin. Exp	CO		TOTAL
1	2	3	4	5	6-(2+3+4+5)	7	8	9	10	11-(7+8+9+10)	12	13	14	15	16-(12+13+14+15)	17-(11+16)	18-(6+17)	19	20	21	22-(19+20+21)	23	24	25	26	27-(23+24+25+26)	28
Notice of Cash Allocation (NCA)	812,971,672.38	19,917,910.38			832,889,582.76												832,889,582.76				812,971,672.38	19,917,910.38			832,889,582.76		
MDS Checks Issued	812,971,672.38	15,274,420.05			828,246,092.43												828,246,092.43				812,971,672.38	15,274,420.05			828,246,092.43		
Advice to Debit Account		4,643,490.33			4,643,490.33												4,643,490.33								4,643,490.33		
Notice of Transfer of Allocation (NTA)																											
MDS Checks Issued																											
Advice to Debit Account																											
Working Fund (NCA issued to BTr)																											
Tax Remittance Advices Issued (TRA)	801,063.74	311,871.44			1,112,935.18												1,112,935.18				801,063.74	311,871.44			1,112,935.18		
Cash Disbursement Ceiling (CDC)																											
Non-Cash Availment Authority (NCAA)																											
Others (CDT, BTr Docs Stamp, etc.)																											


Summary

PARTICULARS	PREVIOUS REPORT	CURRENT MONTH	AS OF DATE
(1)	(2)	(3)	(4)
Total Disbursement Authorities Received			
NCA	6,157,444,826.00	854,749,570.00	7,012,194,396.00
Working Fund			
IRA	8,284,831.66	1,112,935.18	9,397,766.84
CDC			
NCAA			
Others (CDT, BTr Docs Stamp, etc.)			
Less: Notice of Transfer Allocations (NTA)* issued			
Total Disbursements Authorities Available	6,165,729,657.66	855,862,525.18	7,021,592,182.84
Less:			
Lapsed NCA	6,064,109.99		6,064,109.99
Disbursements	6,139,339,711.12	834,002,537.94	6,973,342,249.06
Balance of Disbursements Authorities as of to date	20,325,836.55	21,859,987.24	42,185,823.79
Total Disbursements Program	6,157,444,826.00	854,749,570.00	7,012,194,396.00
Less: * Actual Disbursements	6,139,339,711.12	834,002,537.94	6,973,342,249.06
(Over)/Under spending-	18,105,114.88	20,747,032.06	38,852,146.94

Certified Correct:


Rivera, Elizabeth C.
Agency Chief Accountant
Date: 15/Sep/2017

Approved By:


Head of Agency or Authorized Representative
Date:

